

S&P Dow Jones Indices

A Division of **S&P Global**

TalkingPoints

The S&P 500® Bond Mega 30 Index Series



Heather McArdle

Director
Fixed Income Indices
S&P Dow Jones Indices

The indices in the S&P 500 Bond Mega 30 Index Series are designed to measure 30 of the largest bonds from the S&P 500 Investment Grade Corporate Bond Index and the S&P 500 High Yield Corporate Bond Index. The index series is designed to be a more liquid and investable subset of the S&P 500 Bond Index.


1. What is the S&P 500 Bond Mega 30 Index Series?

The S&P 500 has been the flagship index tracking the U.S. equity market for over 50 years. Over the past few years, corporations have issued large amounts of debt, likely taking advantage of the lower interest rate environment. The S&P 500 Bond Index Series seeks to track debt issued by companies in the S&P 500.

The S&P 500 Bond Mega 30 Investment Grade Index is composed of 30 bonds, representing the largest investment-grade bond issues of the S&P 500. The bonds are selected from the S&P 500 Investment Grade Corporate Bond Index.

The S&P 500 Bond Mega 30 High Yield Index is composed of 30 bonds, representing the largest high-yield bond issues from the S&P 500. The bonds are selected from the S&P 500 High Yield Corporate Bond Index.

In addition, there are two maturity-based indices that track the 30 largest bond issues in the three- to five-year and five- to seven-year maturity ranges for both investment-grade and high-yield issuers, as well as a one- to three-year maturity-based index for the investment-grade series.



Kevin Horan

Director
Fixed Income Indices
S&P Dow Jones Indices

2. What are some of the key benefits of the S&P 500 Bond Mega 30 Index Series?

Over the past few years, the growing debt pool issued by corporations has driven the need for independent indices to track different aspects of that market. The new S&P 500 Mega Bond Indices track bonds with larger issue sizes that typically trade with greater frequency and enhanced transparency, and therefore tend to have higher liquidity.

- **Liquidity:** To help ensure liquidity, the largest bond by par amount outstanding is used for each issuer.
- **Composition:** Comprises bonds from the widely followed, large-cap companies tracked in the S&P 500 with one bond per issuer represented.
- **High Quality:** As of July 31, 2018, the weighted average rating for the S&P 500 Bond Mega 30 Investment Grade Index was A-/A3/A, and for the S&P 500 Bond Mega 30 High Yield Index the weighted average rating is BB/Ba2/BB+ by S&P Global Ratings/Moody's/Fitch, respectively.
- **Small Constituent Number:** Each index comprises 30 bonds for manageability.
- **Weighting:** Each index is equal weighted to avoid overexposure to any one issuer.

- **Performance:** The indices closely replicate performance of their significantly broader parents S&P 500 Investment Grade Corporate Bond Index and the S&P 500 High Yield Corporate Bond Index.
- **Transparency:** The index aims to make opaque bond markets more transparent by focusing on issuers that are already familiar to market participants. Results are published on www.spdji.com.

3. What indices are available in the index series?

The following indices are available in the S&P 500 Bond Mega 30 Index Series.

- S&P 500 Bond Mega 30 Investment Grade Index
- S&P 500 Bond Mega 30 Investment Grade 1-3 Year Index
- S&P 500 Bond Mega 30 Investment Grade 3-5 Year Index
- S&P 500 Bond Mega 30 Investment Grade 5-7 Year Index
- S&P 500 Bond Mega 30 High Yield Index
- S&P 500 Bond Mega 30 High Yield 3-5 Year Index
- S&P 500 Bond Mega 30 High Yield 5-7 Year Index

Exhibit 1: Eligibility Criteria of the S&P 500 Bond Mega 30 Investment Grade Index and S&P 500 Bond Mega 30 High Yield Index

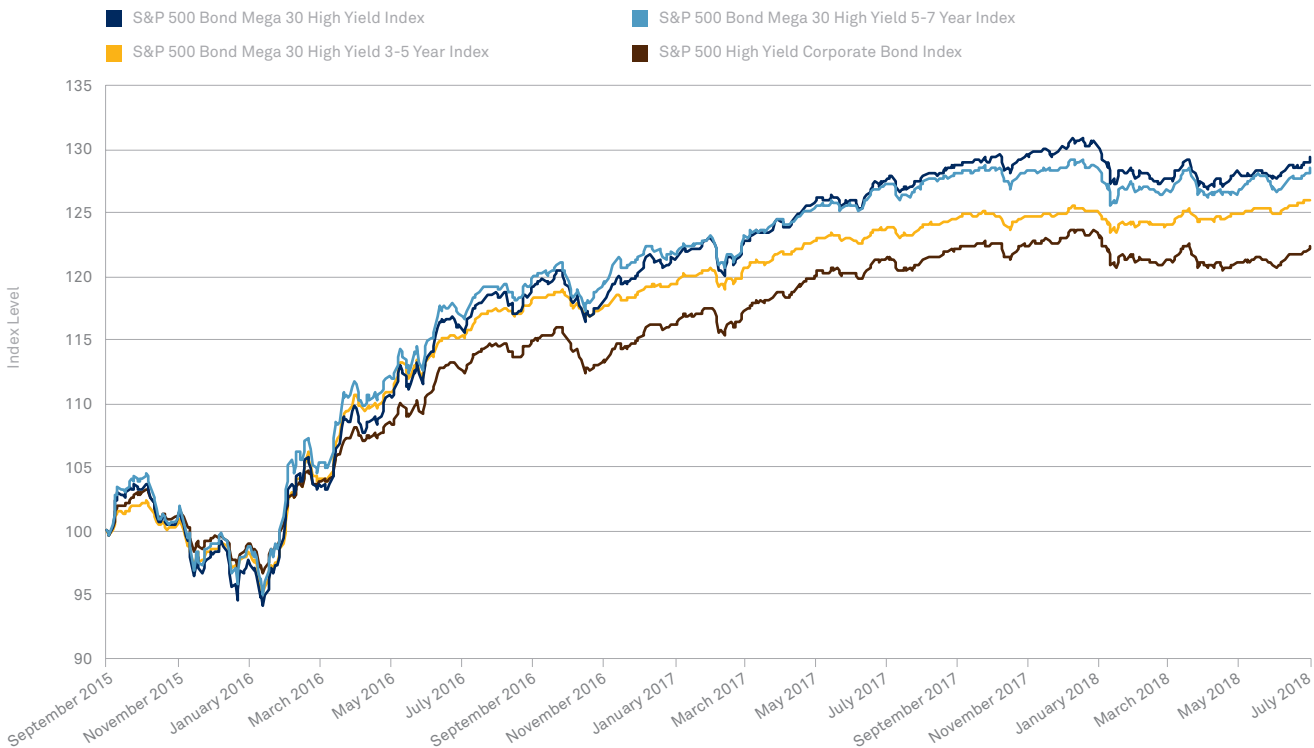
FEATURE	CRITERIA
Currency	USD
Coupon Type	Fixed, step-up, zero, and fixed-to-float can be included
Optionality	Bullets, callable, and puttable
Maturity	Each bond must have a maturity greater than or equal to one month from the rebalancing date; 3-5 and 5-7 year maturity indices are available for both series, and a 1-3 year maturity index is available for the investment-grade series
Size	Investment-grade bonds, a minimum par of USD 250 million. High-yield bonds, a minimum par of USD 100 million.
Eligible Issuers	Issuers of the S&P 500 Bond Index
Rating	Lowest investment-grade and high-yield ratings are provided by S&P Global Ratings, Moody's, and Fitch, respectively. Investment-grade rating is a minimum of BBB-/Baa3/BBB-. High-yield rating must fall on or between BB+/Ba1/BB+ and C/Ca/C.
Weighting	Equal weighted
Index Calculation	Daily
Index Rebalancing	Monthly, effective after the close of the last calendar day of the month

Exhibit 2: Performance of S&P 500 Bond Mega 30 Investment Grade Indices (TR)



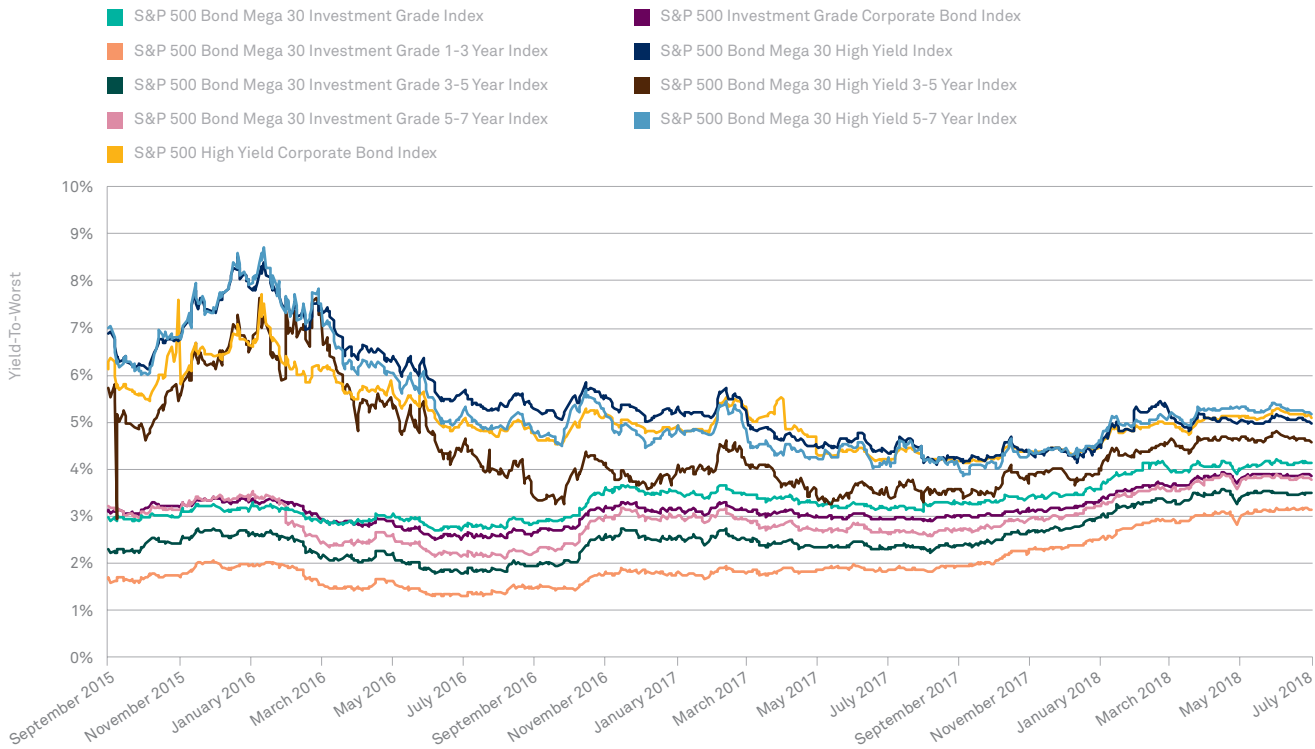
Source: S&P Dow Jones Indices LLC. Data as of July 31, 2018. Index performance based on total return in USD. Past performance is no guarantee of future results. Chart is provided for illustrative purposes and reflects hypothetical historical performance. Please see the Performance Disclosure at the end of this document for more information regarding the inherent limitations associated with back-tested performance.

Exhibit 3: Performance of S&P Bond Mega 30 High Yield Indices (TR)



Source: S&P Dow Jones Indices LLC. Data as of July 31, 2018. Index performance based on total return in USD. Past performance is no guarantee of future results. Chart is provided for illustrative purposes and reflects hypothetical historical performance. Please see the Performance Disclosure at the end of this document for more information regarding the inherent limitations associated with back-tested performance.

Exhibit 4: Yield-to-Worst of S&P 500 Bond Mega 30 Indices



Source: S&P Dow Jones Indices LLC. Data as of July 31, 2018. Past performance is no guarantee of future results. Chart is provided for illustrative purposes and reflects hypothetical historical performance. Please see the Performance Disclosure at the end of this document for more information regarding the inherent limitations associated with back-tested performance.

Exhibit 5: S&P 500 Bond Mega 30 Index Series Quick Facts

Weighting Method	Equal Weighted
First Value Date	Sept. 30, 2015
Base Date	Sept. 30, 2015
Launch Date	Jan. 12, 2018
Base Value	100

Source: S&P Dow Jones Indices LLC. Data as of July 31, 2018. Table is provided for illustrative purposes. The S&P 500 Bond Mega 30 Investment Grade 1-3 Year Index has a different launch date of May 1, 2018.

Exhibit 6: S&P 500 Bond Mega 30 Index Series Tickers

INDEX NAME	TICKER
S&P 500 Bond Mega 30 Investment Grade Index	SP5MBIGT
S&P 500 Bond Mega 30 Investment Grade 1-3 Year Index	SP5MI13T
S&P 500 Bond Mega 30 Investment Grade 3-5 Year Index	SP5MI35T
S&P 500 Bond Mega 30 Investment Grade 5-7 Year Index	SP5MI57T
S&P 500 Bond Mega 30 High Yield Index	SP5MBHYT
S&P 500 Bond Mega 30 High Yield 3-5 Year Index	SP5MH35T
S&P 500 Bond Mega 30 High Yield 5-7 Year Index	SP5MH57T

Source: S&P Dow Jones Indices LLC. Data as of July 31, 2018. Table is provided for illustrative purposes.

Exhibit 7: S&P 500 Bond Mega 30 Index Series Characteristics

CHARACTERISTIC	S&P 500 BOND MEGA 30 INVESTMENT GRADE INDEX	S&P 500 BOND MEGA 30 HIGH YIELD INDEX
Number of Constituents	30	30
Total Par Value (USD Millions)	128,571.97	47,511.79
Market Value Outstanding (USD Millions)	131,283.88	46,159.68
Par Weighted Coupon	3.99%	4.75%
Weighted Average Maturity	15.09 years	8.02 years
Par Weighted Price	100.88	95.27
Yield to Maturity	4.12%	5.04%
Yield to Worst	4.12%	4.96%
Option-Adjusted Spread	118	209
Modified Duration	9.51	6.15
Effective Duration	9.46	5.60
Convexity	1.56	0.37
Weighted Average Rating	A-/A3/A	BB/Ba2/BB+

Source: S&P Dow Jones Indices LLC. Data as of July 31, 2018. Table is provided for illustrative purposes.

Exhibit 8: S&P 500 Bond Mega 30 Index Series (TR)

INDEX NAME	1-YEAR TOTAL RETURN (%)	SINCE FIRST VALUE DATE (SEPT. 30, 2015) (%)
S&P 500 Bond Mega 30 Investment Grade Index	-1.06	9.70
S&P 500 Bond Mega 30 Investment Grade 1-3 Year Index	0.39	4.13
S&P 500 Bond Mega 30 Investment Grade 3-5 Year Index	-0.85	4.85
S&P 500 Bond Mega 30 Investment Grade 5-7 Year Index	-1.22	7.40
S&P 500 Bond Mega 30 High Yield Index	1.41	29.30
S&P 500 Bond Mega 30 High Yield 3-5 Year Index	1.90	26.06
S&P 500 Bond Mega 30 High Yield 5-7 Year Index	1.01	28.42

Source: S&P Dow Jones Indices LLC. Data as of July 31, 2018. Past performance is no guarantee of future results. Table is provided for illustrative purposes and reflects hypothetical historical performance. Please see the Performance Disclosure at the end of this document for more information regarding the inherent limitations associated with back-tested performance.

For more information on the S&P 500 Bond Mega 30 Index Series please go to www.spdji.com, or visit the following links.

[S&P 500 Bond Mega 30 Investment Grade Index](#)

[S&P 500 Bond Mega 30 Investment Grade 1-3 Year Index](#)

[S&P 500 Bond Mega 30 Investment Grade 3-5 Year Index](#)

[S&P 500 Bond Mega 30 Investment Grade 5-7 Year Index](#)

[S&P 500 Bond Mega 30 High Yield Index](#)

[S&P 500 Bond Mega 30 High Yield 3-5 Year Index](#)

[S&P 500 Bond Mega 30 High Yield 5-7 Year Index](#)

Performance Disclosure

The S&P 500 Dividend Aristocrats Bond Select 30 Index was launched on March 10, 2017. All information presented prior to an index's Launch Date is hypothetical (back-tested), not actual performance. The back-test calculations are based on the same methodology that was in effect on the index Launch Date. Complete index methodology details are available at www.spdji.com.

S&P Dow Jones Indices defines various dates to assist our clients in providing transparency. The First Value Date is the first day for which there is a calculated value (either live or back-tested) for a given index. The Base Date is the date at which the Index is set at a fixed value for calculation purposes. The Launch Date designates the date upon which the values of an index are first considered live: index values provided for any date or time period prior to the index's Launch Date are considered back-tested. S&P Dow Jones Indices defines the Launch Date as the date by which the values of an index are known to have been released to the public, for example via the company's public website or its datafeed to external parties. For Dow Jones-branded indices introduced prior to May 31, 2013, the Launch Date (which prior to May 31, 2013, was termed "Date of introduction") is set at a date upon which no further changes were permitted to be made to the index methodology, but that may have been prior to the Index's public release date.

Past performance of the Index is not an indication of future results. Prospective application of the methodology used to construct the Index may not result in performance commensurate with the back-test returns shown. The back-test period does not necessarily correspond to the entire available history of the Index. Please refer to the methodology paper for the Index, available at www.spdji.com for more details about the index, including the manner in which it is rebalanced, the timing of such rebalancing, criteria for additions and deletions, as well as all index calculations.

Another limitation of using back-tested information is that the back-tested calculation is generally prepared with the benefit of hindsight. Back-tested information reflects the application of the index methodology and selection of index constituents in hindsight. No hypothetical record can completely account for the impact of financial risk in actual trading. For example, there are numerous factors related to the equities, fixed income, or commodities markets in general which cannot be, and have not been accounted for in the preparation of the index information set forth, all of which can affect actual performance.

The Index returns shown do not represent the results of actual trading of investable assets/securities. S&P Dow Jones Indices LLC maintains the Index and calculates the Index levels and performance shown or discussed, but does not manage actual assets. Index returns do not reflect payment of any sales charges or fees an investor may pay to purchase the securities underlying the Index or investment funds that are intended to track the performance of the Index. The imposition of these fees and charges would cause actual and back-tested performance of the securities/fund to be lower than the Index performance shown. As a simple example, if an index returned 10% on a US \$100,000 investment for a 12-month period (or US \$10,000) and an actual asset-based fee of 1.5% was imposed at the end of the period on the investment plus accrued interest (or US \$1,650), the net return would be 8.35% (or US \$8,350) for the year. Over a three year period, an annual 1.5% fee taken at year end with an assumed 10% return per year would result in a cumulative gross return of 33.10%, a total fee of US \$5,375, and a cumulative net return of 27.2% (or US \$27,200).

General Disclaimer

Copyright © 2018 S&P Dow Jones Indices LLC. All rights reserved. STANDARD & POOR'S, S&P, S&P 500, S&P 500 LOW VOLATILITY INDEX, S&P 100, S&P COMPOSITE 1500, S&P MIDCAP 400, S&P SMALLCAP 600, S&P GIVI, GLOBAL TITANS, DIVIDEND ARISTOCRATS, S&P TARGET DATE INDICES, GICS, SPIVA, SPDR and INDEXOLOGY are registered trademarks of Standard & Poor's Financial Services LLC, a division of S&P Global ("S&P"). DOW JONES, DJ, DJIA and DOW JONES INDUSTRIAL AVERAGE are registered trademarks of Dow Jones Trademark Holdings LLC ("Dow Jones"). These trademarks together with others have been licensed to S&P Dow Jones Indices LLC. Redistribution or reproduction in whole or in part are prohibited without written permission of S&P Dow Jones Indices LLC. This document does not constitute an offer of services in jurisdictions where S&P Dow Jones Indices LLC, S&P, Dow Jones or their respective affiliates (collectively "S&P Dow Jones Indices") do not have the necessary licenses. Except for certain custom index calculation services, all information provided by S&P Dow Jones Indices is impersonal and not tailored to the needs of any person, entity or group of persons. S&P Dow Jones Indices receives compensation in connection with licensing its indices to third parties and providing custom calculation services. Past performance of an index is not an indication or guarantee of future results.

It is not possible to invest directly in an index. Exposure to an asset class represented by an index may be available through investable instruments based on that index. S&P Dow Jones Indices does not sponsor, endorse, sell, promote or manage any investment fund or other investment vehicle that is offered by third parties and that seeks to provide an investment return based on the performance of any index. S&P Dow Jones Indices makes no assurance that investment products based on the index will accurately track index performance or provide positive investment returns. S&P Dow Jones Indices LLC is not an investment advisor, and S&P Dow Jones Indices makes no representation regarding the advisability of investing in any such investment fund or other investment vehicle. A decision to invest in any such investment fund or other investment vehicle should not be made in reliance on any of the statements set forth in this document. Prospective investors are advised to make an investment in any such fund or other vehicle only after carefully considering the risks associated with investing in such funds, as detailed in an offering memorandum or similar document that is prepared by or on behalf of the issuer of the investment fund or other investment product or vehicle. S&P Dow Jones Indices LLC is not a tax advisor. A tax advisor should be consulted to evaluate the impact of any tax-exempt securities on portfolios and the tax consequences of making any particular investment decision. Inclusion of a security within an index is not a recommendation by S&P Dow Jones Indices to buy, sell, or hold such security, nor is it considered to be investment advice.

These materials have been prepared solely for informational purposes based upon information generally available to the public and from sources believed to be reliable. No content contained in these materials (including index data, ratings, credit-related analyses and data, research, valuations, model, software or other application or output therefrom) or any part thereof ("Content") may be modified, reverse-engineered, reproduced or distributed in any form or by any means, or stored in a database or retrieval system, without the prior written permission of S&P Dow Jones Indices. The Content shall not be used for any unlawful or unauthorized purposes. S&P Dow Jones Indices and its third-party data providers and licensors (collectively "S&P Dow Jones Indices Parties") do not guarantee the accuracy, completeness, timeliness or availability of the Content. S&P Dow Jones Indices Parties are not responsible for any errors or omissions, regardless of the cause, for the results obtained from the use of the Content. THE CONTENT IS PROVIDED ON AN "AS IS" BASIS. S&P DOW JONES INDICES PARTIES DISCLAIM ANY AND ALL EXPRESS OR IMPLIED WARRANTIES, INCLUDING, BUT NOT LIMITED TO, ANY WARRANTIES OF MERCHANTABILITY OR FITNESS FOR A PARTICULAR PURPOSE OR USE, FREEDOM FROM BUGS, SOFTWARE ERRORS OR DEFECTS, THAT THE CONTENT'S FUNCTIONING WILL BE UNINTERRUPTED OR THAT THE CONTENT WILL OPERATE WITH ANY SOFTWARE OR HARDWARE CONFIGURATION. In no event shall S&P Dow Jones Indices Parties be liable to any party for any direct, indirect, incidental, exemplary, compensatory, punitive, special or consequential damages, costs, expenses, legal fees, or losses (including, without limitation, lost income or lost profits and opportunity costs) in connection with any use of the Content even if advised of the possibility of such damages.

Credit-related information and other analyses, including ratings, research and valuations are generally provided by licensors and/or affiliates of S&P Dow Jones Indices, including but not limited to S&P Global's other divisions such as S&P Global Market Intelligence. Any credit-related information and other related analyses and statements in the Content are statements of opinion as of the date they are expressed and not statements of fact. Any opinion, analyses and rating acknowledgement decisions are not recommendations to purchase, hold, or sell any securities or to make any investment decisions, and do not address the suitability of any security. S&P Dow Jones Indices does not assume any obligation to update the Content following publication in any form or format. The Content should not be relied on and is not a substitute for the skill, judgment and experience of the user, its management, employees, advisors and/or clients when making investment and other business decisions. S&P Dow Jones Indices LLC does not act as a fiduciary or an investment advisor. While S&P Dow Jones Indices has obtained information from sources they believe to be reliable, S&P Dow Jones Indices does not perform an audit or undertake any duty of due diligence or independent verification of any information it receives.

To the extent that regulatory authorities allow a rating agency to acknowledge in one jurisdiction a rating issued in another jurisdiction for certain regulatory purposes, S&P Global Ratings reserves the right to assign, withdraw or suspend such acknowledgement at any time and in its sole discretion. S&P Dow Jones Indices, including S&P Global Ratings, disclaim any duty whatsoever arising out of the assignment, withdrawal or suspension of an acknowledgement as well as any liability for any damage alleged to have been suffered on account thereof. Affiliates of S&P Dow Jones Indices LLC, including S&P Global Ratings, may receive compensation for its ratings and certain credit-related analyses, normally from issuers or underwriters of securities or from obligors. Such affiliates of S&P Dow Jones Indices LLC, including S&P Global Ratings, reserve the right to disseminate its opinions and analyses. Public ratings and analyses from S&P Global Ratings are made available on its Web sites, www.standardandpoors.com (free of charge), and www.ratingsdirect.com and www.globalcreditportal.com (subscription), and may be distributed through other means, including via S&P Global Ratings publications and third-party redistributors. Additional information about our ratings fees is available at www.standardandpoors.com/usratingsfees.

S&P Global keeps certain activities of its various divisions and business units separate from each other in order to preserve the independence and objectivity of their respective activities. As a result, certain divisions and business units of S&P Global may have information that is not available to other business units. S&P Global has established policies and procedures to maintain the confidentiality of certain non-public information received in connection with each analytical process.

In addition, S&P Dow Jones Indices provides a wide range of services to, or relating to, many organizations, including issuers of securities, investment advisers, broker-dealers, investment banks, other financial institutions and financial intermediaries, and accordingly may receive fees or other economic benefits from those organizations, including organizations whose securities or services they may recommend, rate, include in model portfolios, evaluate or otherwise address.