













# The S&P/ASX 200 in its 2<sup>nd</sup> Decade

## How Times Have Changed

	2000	vs.	2021
<b>Finance</b>			
 Index Closing Level <sup>1</sup>	<b>3,133.26</b> March 31, 2000		<b>7,313.02</b> June 30, 2021
 Market Capitalization <sup>2</sup>	<b>A\$584 billion</b>		<b>A\$2,052 billion</b>
 Australian Government Debt <sup>3</sup>	<b>19.6%</b>		<b>72.1%</b>
<b>Pop Culture</b>			
 #1 on ARIA Top 50 Singles <sup>4</sup>	<b>I'm Outta Love</b> Anastacia		<b>Blinding Lights</b> The Weeknd
 AACTA Awards Winner for Best Picture <sup>5</sup>	<b>Looking for Alibrandi</b>		<b>Babyteeth</b>
 Most Popular Baby Names <sup>6</sup>	<b>Emily/Joshua</b>		<b>Charlotte/Oliver</b>
<b>Current Affairs</b>			
 Prime Minister	<b>John Howard</b>		<b>Scott Morrison</b>
 Minimum Wage Rate <sup>7</sup>	<b>A\$15/hour</b>		<b>A\$20.33/hour</b>
 Cost of a Litre of Gas <sup>8</sup>	<b>\$.55</b>		<b>\$1.07</b>
 AUDUSD Exchange Rate <sup>9</sup>	<b>0.6070</b>		<b>0.7508</b>
<b>Population</b>			
 Australian Population <sup>10</sup>	<b>18.9 million</b>		<b>25.8 million</b>
 World Population <sup>11</sup>	<b>6.1 billion</b>		<b>7.8 billion</b>

## S&P Dow Jones Indices

A Division of **S&P Global**

[www.spglobal.com/spdji/australia](http://www.spglobal.com/spdji/australia)

## About S&P Dow Jones Indices

S&P Dow Jones Indices is the largest global resource for essential index-based concepts, data and research, and home to iconic financial market indicators, such as the S&P 500® and the Dow Jones Industrial Average®. More assets are invested in products based on our indices than products based on indices from any other provider in the world. Since Charles Dow invented the first index in 1884, S&P DJI has been innovating and developing indices across the spectrum of asset classes helping to define the way investors measure and trade the markets.

S&P Dow Jones Indices is a division of S&P Global (NYSE: SPGI), which provides essential intelligence for individuals, companies, and governments to make decisions with confidence. For more information, visit [spglobal.com/spdji](https://spglobal.com/spdji)

1. S&P DJI. Price Index Level.
  2. As of 04/03/2000 and 06/30/2021. S&P DJI, refers to the index market capitalization of the S&P/ASX 200.
  3. 12/31/2000. 2019: as of 04/30/2021, IMF Australia General Government Gross Debt National, Percentage of GDP. [https://www.imf.org/external/datamapper/GGXWDG\\_NGDP@WEO/AUS](https://www.imf.org/external/datamapper/GGXWDG_NGDP@WEO/AUS)
  4. As of 2000 and 2020. ARIA TOP 50 Singles Chart <https://www.ariacharts.com.au/annual-charts/2000/singles-chart>; <https://www.ariacharts.com.au/annual-charts/2020/singles-chart>
  5. AACTA Awards, [https://en.wikipedia.org/wiki/AACTA\\_Award\\_for\\_Best\\_Film#00s](https://en.wikipedia.org/wiki/AACTA_Award_for_Best_Film#00s).
  6. As of 12/31/2000: <https://mccrindle.com.au/insights/blog/australias-top-baby-names-2021/> and 2020 Baby Names Report. McCrindle, <https://2qean3b1jjd1s87812ool5ji-wpengine.netdna-ssl.com/wp-content/uploads/reports/Baby-Names-Australia-Report-2021.pdf>
  7. As of 2000. Fair Work Commission, <https://www.fwc.gov.au/waltzing-matilda-and-the-sunshine-harvester-factory/historical-material/the-australian-minimum-wage>. 2020: As of 2020. Australian Government, <https://www.business.gov.au/People/Pay-and-conditions/Employees-pay-leave-and-entitlements>.
  8. Trading Economics, Australian Institute of Petroleum, <https://tradingeconomics.com/australia/gasoline-prices>
  9. As of 03/31/2000 and 06/30/2021. Factset, AUDUSD Mid Price
  10. As of 2000 and 2021. PopulationPyramid.net <https://www.populationpyramid.net/australia/2000/>.
  11. 2020: As of 12/31/2020. As of 2000. Worldometers, <https://www.worldometers.info/world-population/world-population-by-year/>
- Infographic is provided for illustrative purposes. The materials have been prepared solely for informational purposes based upon information generally available to the public and from sources believed to be reliable.
- © 2021 S&P Dow Jones Indices LLC, a division of S&P Global. All rights reserved.