

S&P Dow Jones Indices

A Division of **S&P Global**

S&P Global Clean Energy Index

Transitioning to Cleaner and More Sustainable Energy

As governments around the world are accelerating the transition to a low-carbon economy and mitigating climate change risk, clean energy investment is becoming a greater focus for global investors. The S&P Global Clean Energy Index aims to track companies that produce energy from solar, wind, hydro, biomass, and other renewable sources, as well as companies that build and provide clean technology.

How the Index Works

Use S&P Global Trucost Power generation and FactSet Revere Business Industry Classifications System Revenue data to identify companies from developed and emerging markets that are involved in clean-energy-related business (170 stocks, as of Oct. 31, 2022).



Assign clean energy exposure score to companies.



Apply ESG screenings, including UNGC, MSA, and business activity criteria and remove companies with relatively high carbon footprints (Qualifying universe: 83 stocks with score of 1, 22 stocks with score of 0.75, and 25 stocks with score of 0.5, as of Oct. 31, 2022).

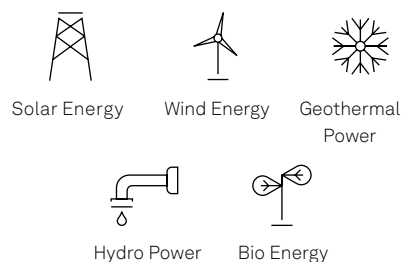


Select companies by clean energy exposure score and market capitalization, without breaching a dilution threshold (0.85), with a target constituent count of 100 (Final selection: 83 stocks with score of 1, 17 stocks with score of 0.75, as of Oct. 31, 2022).



Weight constituents by product of market cap and exposure score.

Clean Energy Sources Included in the Index



Key Benefits

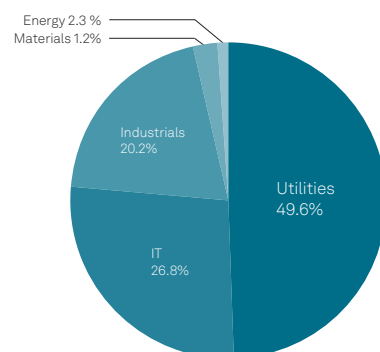
- Track the beneficiaries of the low-carbon transition
- Apply cutting edge data and measurement
- Long-term growth potential
- Sustainable approach
- Pure-play focus

Top 10 Constituents

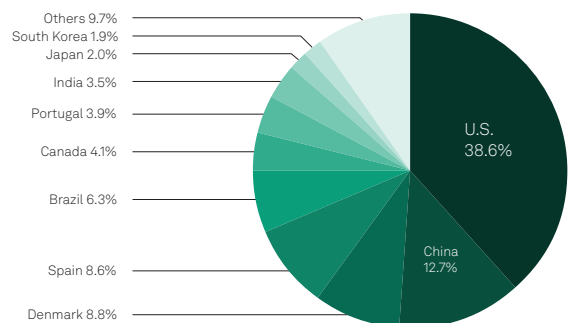
Company	Ticker	Sector	Weight
Enphase Energy Inc	ENPH	Information Technology	8.42%
Consolidated Edison Inc	ED	Utilities	6.29%
Iberdrola SA	IBE	Utilities	6.15%
First Solar Inc	FSLR	Information Technology	5.49%
Vestas Wind Systems AS	VWS	Industrials	5.33%
SolarEdge Technologies Inc	SEDG	Information Technology	4.39%
Eletrobras SA	ELET3	Utilities	3.52%
Orsted	ORSTED	Utilities	3.45%
Adani Green Energy Ltd	541450	Utilities	2.93%
Plug Power Inc	PLUG	Industrials	2.78%

Geography and Sector Allocation

GICS® Sector



Geography



Source: S&P Dow Jones Indices LLC. Data as of Oct. 31, 2022. Charts and table are provided for illustrative purposes.

About S&P Dow Jones Indices

At S&P Dow Jones Indices, we provide iconic and innovative index solutions backed by unparalleled expertise across the asset-class spectrum. By bringing transparency to the global capital markets, we empower investors everywhere to make decisions with conviction. We're the largest global resource for index-based concepts, data and research, and home to iconic financial market indicators, such as the S&P 500® and the Dow Jones Industrial Average®. More assets are invested in products based upon our indices than any other index provider in the world. With over USD 10.1 trillion in passively managed assets linked to our indices and over USD 12.7 trillion benchmarked to our indices, our solutions are widely considered essential in tracking market performance, evaluating portfolios and developing investment strategies.

S&P Dow Jones Indices is a division of S&P Global (NYSE: SPGI). S&P Global is the world's foremost provider of credit ratings, benchmarks, analytics and workflow solutions in the global capital, commodity and automotive markets. With every one of our offerings, we help many of the world's leading organizations navigate the economic landscape so they can plan for tomorrow, today. For more information, visit www.spglobal.com/spdji.

CONTACT US

U.S. +1-877-325-5415	Japan +81 3-4550-8564
EMEA +44-20-7176-8888	Australia +61 2-9255-9802
UAE +971(0)4-371-7131	Latin America +52 55-1037-5290
Asia Pacific +86-10-6569-2770	South Africa +27-11214-1994
India +91-22-2272-5312	

© 2022 S&P Dow Jones Indices. All rights reserved. Redistribution or reproduction in whole or in part are prohibited without written permission of S&P Dow Jones Indices LLC. S&P, S&P 500, SPX, SPY, The 500, US500, US 30, S&P 100, S&P COMPOSITE 1500, S&P 400, S&P MIDCAP 400, S&P 600, S&P SMALLCAP 600, S&P GIVI, GLOBAL TITANS, DIVIDEND ARISTOCRATS, Select Sector, S&P MAESTRO, S&P PRISM, S&P STRIDE, GICS, SPIVA, SPDR, INDEXOLOGY, iTraxx, iBoxx, ABX, ADBI, CDX, CMBX, LCDX, MBX, MCDX, PRIMEX, TABX, HHPI, IRXX, I-SYND, SOVX, CRITS, CRITR are registered trademarks of S&P Global, Inc. ("S&P Global") or its affiliates; DOW JONES is a registered trademark of Dow Jones Trademark Holdings LLC ("Dow Jones"); and these trademarks have been licensed for use by S&P Dow Jones Indices LLC (or S&P DJI). S&P Dow Jones Indices LLC, Dow Jones, S&P Global and their respective affiliates (collectively, "S&P Dow Jones Indices") makes no representation or warranty, express or implied, as to the ability of any index to accurately represent the asset class or market sector that it purports to represent and S&P Dow Jones Indices and its third party licensors shall have no liability for any errors, omissions, or interruptions of any index or the data included therein. All data and information is provided by S&P DJI "as is". Past performance is not an indication or guarantee of future results. Please see the Performance Disclosure at www.spglobal.com/spdji/en/disclaimers/#performance-disclosure for more information regarding the inherent limitations associated with back-tested and/or hypothetical performance. This document does not constitute an offer of any services. Except for certain custom index calculation services, all information provided by S&P Dow Jones Indices is general in nature and not tailored to the needs of any person, entity or group of persons. S&P Dow Jones Indices receives compensation in connection with licensing its indices to third parties and providing custom calculation services. It is not possible to invest directly in an index. Exposure to an asset class represented by an index may be available through investable instruments offered by third parties that are based on that index. S&P Dow Jones Indices does not sponsor, endorse, sell, promote or manage any investment fund or other investment product or vehicle that seeks to provide an investment return based on the performance of any Index. S&P Dow Jones Indices LLC is not an investment adviser, commodity trading advisor or tax advisor. S&P Dow Jones Indices makes no representation regarding the advisability of investing in any such investment fund or other investment product or vehicle. S&P Dow Jones Indices keeps certain activities of its business units separate from each other in order to preserve the independence and objectivity of their respective activities. As a result, certain functions of S&P Dow Jones Indices may have information that is not available to other business units. For more information on any of our indices, please visit www.spglobal.com/spdji.