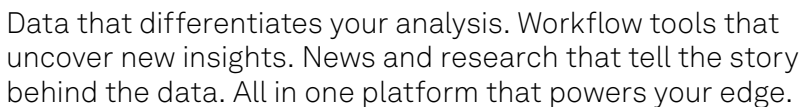


A single platform for essential intelligence



S&P Global
Market Intelligence

Confident decisions begin with access to the right information.



Numbers you can trust

To make confident decisions, you must trust your source. The Market Intelligence platform is built on the highest-quality corporate, market, and financial information available. And to prove our relentless commitment to quality, we offer a \$50 reward to clients who find a verified mistake or omission in our data.



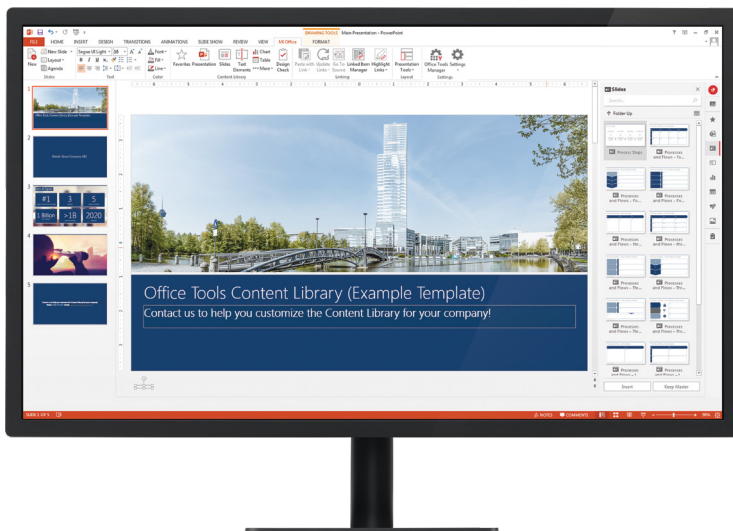
Unrivaled market insights

Access deeper, more meaningful data on the global financial markets, companies, and industries that impact your business. The Market Intelligence platform provides proprietary research and in-depth analysis from thought leaders and industry experts, and condenses more than 135 billion raw data points a year into actionable intelligence.



Service you can rely on

The markets never rest, and neither do we. Our 24/7/365 global support team provides around-the-clock assistance on every aspect of the Market Intelligence platform. Our dedicated experts are only a phone call, email, or chat away to answer any questions.



Connect our data with Microsoft Office

Link Data and Formulas in Excel

Access Market Intelligence data and formulas in Excel and refresh with just one click.

Integrate Data Across Office

Seamlessly integrate data from Excel to PowerPoint or Word with fewer errors.

Model with the Experts

Use pre-built templates or partner with our support analysts to build custom models.



Navigate our data with Mapping

Visualization Tools

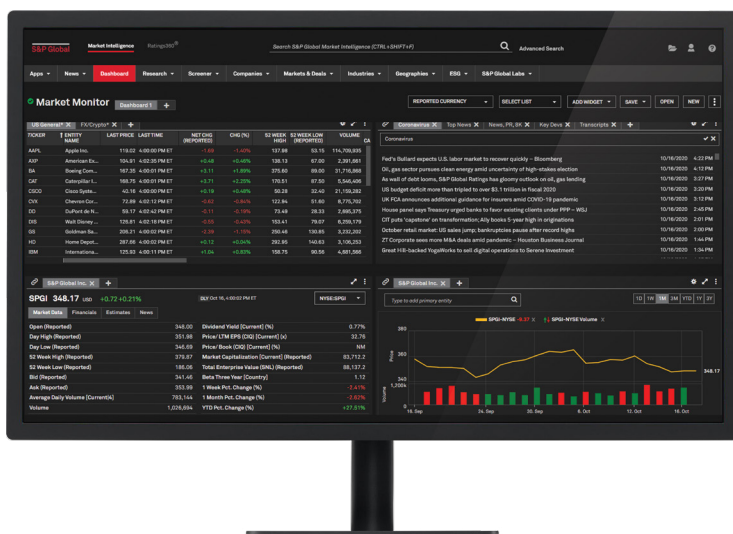
Built on sector-specific data, the Maps tool builds a bird's-eye view of the market.

M&A Analysis

Identify unseen opportunities and see the pro-forma footprint of potential mergers.

Presentation-ready Graphics

Elevate your presentation with crisp visuals of asset-level data, market stats, and more.



Monitor companies and markets with Dashboards

Customization Options

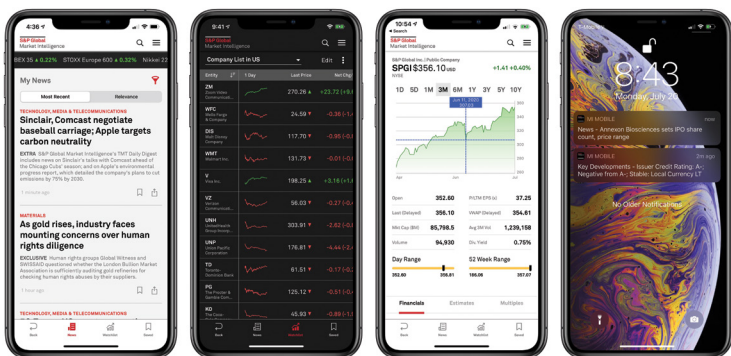
Choose from a multitude of widgets and templates to create your custom dashboard.

Data Streaming

Stream real time data updates alongside news and Market Intelligence fundamentals.

Click Through Options

Click on tickers for more company data, news to read the full articles, and more.



Access our data anytime, anywhere with the Mobile App

Create Watchlists

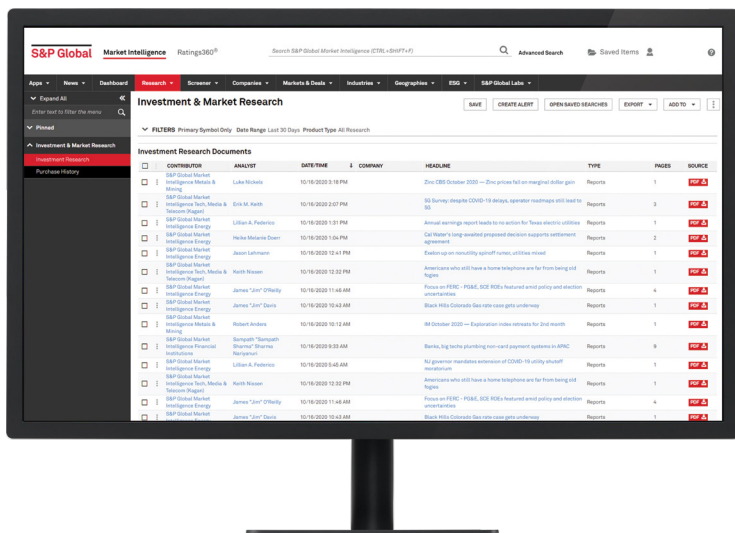
Monitor the markets by accessing up to three of your custom lists to view their updates.

Get Notifications

Create push notifications and triggers for sector-focused news or key market updates.

View Corporate Profiles

View corporate profiles as a snapshot optimized for mobile or expand to view them in full.



Power your decisions with our Investment Research

More Experts, More Answers

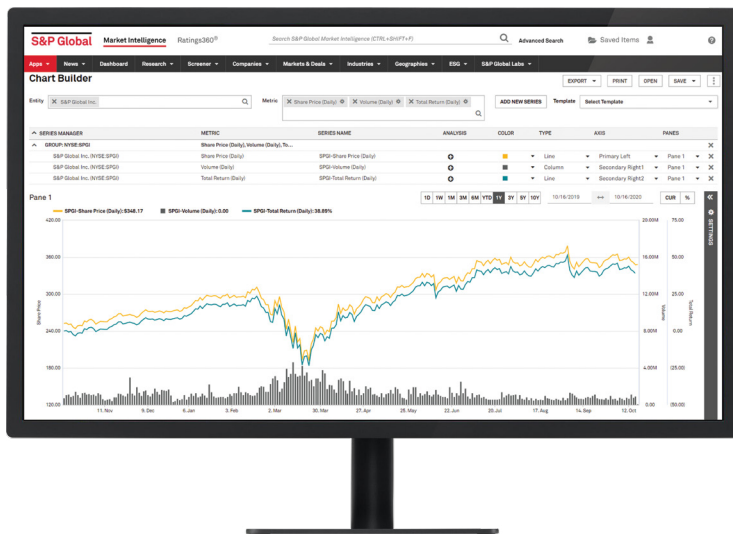
Gain important insights from leading analysts at 1000+ global and regional investment banks.

Precision Search and Previews

Find the most relevant information from over 29 million+ reports.

Actionable Forecasts

Improve your business decisions with detailed company projections, industry analysis, and opinions on macro-economic trends.



Visualize our data over time with Chart Builder

View Data Over Time

Access a flexible, intuitive charting tool for customizable analysis of company and market performance over time.

Plot Intraday Pricing

Plot intraday pricing information to watch stock prices change throughout the day.

Customization Features

Customize everything from the look and feel of your charts to the data you use.

| Entity Name | Entity ID | Country/Region | Company Type | Industry Classification |
|---------------------------|-----------|----------------|----------------|--|
| 100Thergo, Inc. | 459080 | USA | Public Company | Medicine, Biotechnology, Pharmaceuticals |
| 100Thergo, Inc. (Holding) | 459081 | USA | Public Company | Medicine, Biotechnology, Pharmaceuticals |
| 100Thergo, Inc. (Holding) | 459082 | USA | Public Company | Medicine, Biotechnology, Pharmaceuticals |
| 100Thergo, Inc. (Holding) | 459083 | USA | Public Company | Medicine, Biotechnology, Pharmaceuticals |
| 100Thergo, Inc. (Holding) | 459084 | USA | Public Company | Medicine, Biotechnology, Pharmaceuticals |
| 100Thergo, Inc. (Holding) | 459085 | USA | Public Company | Medicine, Biotechnology, Pharmaceuticals |
| 100Thergo, Inc. (Holding) | 459086 | USA | Public Company | Medicine, Biotechnology, Pharmaceuticals |
| 100Thergo, Inc. (Holding) | 459087 | USA | Public Company | Medicine, Biotechnology, Pharmaceuticals |
| 100Thergo, Inc. (Holding) | 459088 | USA | Public Company | Medicine, Biotechnology, Pharmaceuticals |
| 100Thergo, Inc. (Holding) | 459089 | USA | Public Company | Medicine, Biotechnology, Pharmaceuticals |
| 100Thergo, Inc. (Holding) | 459090 | USA | Public Company | Medicine, Biotechnology, Pharmaceuticals |
| 100Thergo, Inc. (Holding) | 459091 | USA | Public Company | Medicine, Biotechnology, Pharmaceuticals |
| 100Thergo, Inc. (Holding) | 459092 | USA | Public Company | Medicine, Biotechnology, Pharmaceuticals |
| 100Thergo, Inc. (Holding) | 459093 | USA | Public Company | Medicine, Biotechnology, Pharmaceuticals |
| 100Thergo, Inc. (Holding) | 459094 | USA | Public Company | Medicine, Biotechnology, Pharmaceuticals |
| 100Thergo, Inc. (Holding) | 459095 | USA | Public Company | Medicine, Biotechnology, Pharmaceuticals |
| 100Thergo, Inc. (Holding) | 459096 | USA | Public Company | Medicine, Biotechnology, Pharmaceuticals |
| 100Thergo, Inc. (Holding) | 459097 | USA | Public Company | Medicine, Biotechnology, Pharmaceuticals |
| 100Thergo, Inc. (Holding) | 459098 | USA | Public Company | Medicine, Biotechnology, Pharmaceuticals |
| 100Thergo, Inc. (Holding) | 459099 | USA | Public Company | Medicine, Biotechnology, Pharmaceuticals |
| 100Thergo, Inc. (Holding) | 459100 | USA | Public Company | Medicine, Biotechnology, Pharmaceuticals |

Screen for the data you need

View Company Data

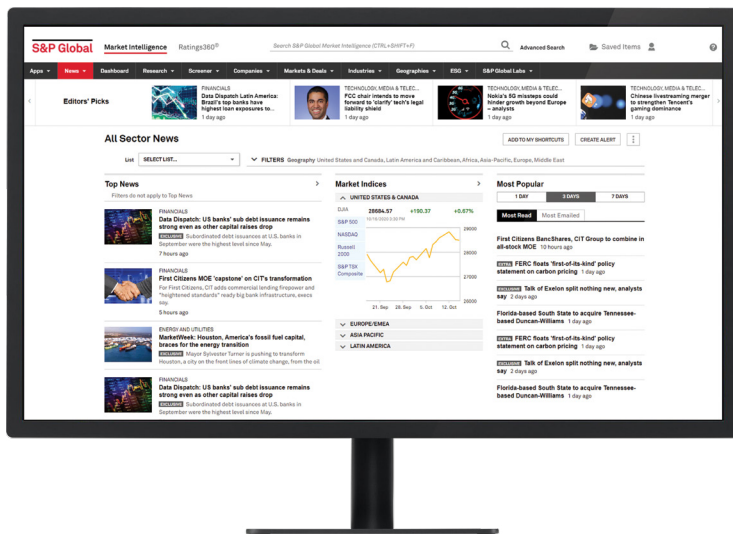
Dive deep into company data and enjoy constant updates to its quantity and quality.

Cross Data Set Screening

Use a combination of Company data, Fundamentals, Transactions, or Key Developments to render relevant screens.

Customize Based on Your Needs

Drill down to the data you need using custom formulas and filters.



Read the story behind the data with News

Select Subscriptions

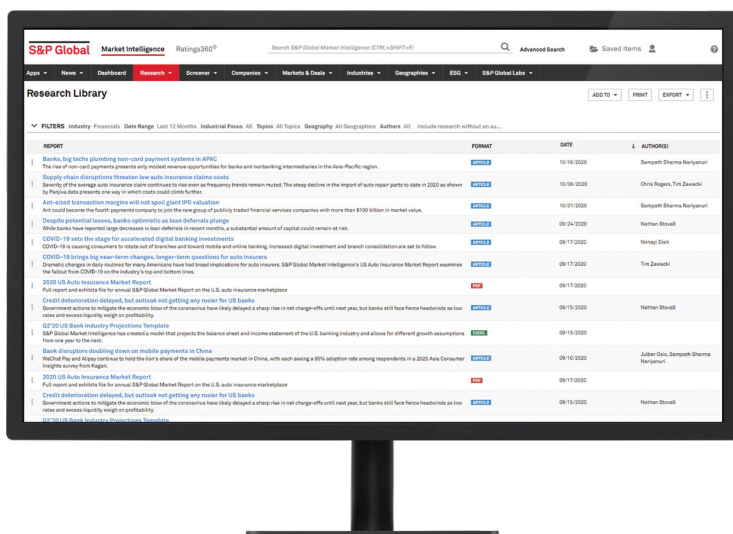
Subscribe to the sector specific content applicable to your needs.

Filter Content

Bring the news you want to see to the forefront by using lists and filters.

Create Alerts

Get news and alerts when and where you need them, including on your mobile device.



Uncover new insights with our Research

Broaden Your Sector Intelligence

Access data-driven industry research from our expert analysts and thought leaders.

Access Different Types of Research

Utilize our proprietary reports, forecasts, and interactive data sets to make decisions.

Try Smart Search

Easily locate research from 1700+ providers with our sophisticated search functionality.

Combine the fundamentals you expect with the data you've always wanted.

The Market Intelligence platform digs deeper to deliver solutions that are sector-specific, data-rich, and hyper-targeted for your evolving business needs. We are continuously exploring new sectors and adding more resources. Be sure to check back frequently for the latest additions to our ever-growing industry portfolio.

Data that differentiates your analysis



Public Company Financials

62,000+ public, including 47,000+ active with current financials and ~10M private companies.



Private Company Data

~17.5M+ private companies and 500K early stage companies via Crunchbase.



Estimates

75+ metrics for 18,300+ active companies from 100+ countries.



Ownership

45,000+ public companies, 35,000+ institutions, 47,000+ funds and 328,000+ insiders.



Transactions

980K+ M&A, 646K+ Public Offerings, 550K+ Rounds of Funding including 100K+ Crunchbase offerings.



Trucost and ESG

Trucost Data Scorecards, ESG Scores, SDG Analytics, ESG news, research and documents.



Supply Chain Data

Proprietary research, supply chain company profiles, and country-level analysis via Panjiva.

Dive Deep into Sector Data



Financial Institutions

Coverage includes 57k+ banks worldwide historically with comprehensive financial data dependent on size and market.



Insurance

Access data, news, documents and analytics for 1200+ insurers and insurance subsidiaries.



Energy

Use our custom mapping and project tracking tools for a deep assessment of the sector.



Real Estate

Coverage includes 1000+ global companies with 109K+ properties and more.



Metals and Mining

View cost analysis, acquisitions activity, commodity market forecasts, and more.



Technology, Media, and Telecommunications

Coverage includes 1.5M companies, 12.5K public companies, and 1.4M+ private companies.

About S&P Global Market Intelligence

At S&P Global Market Intelligence, we understand the importance of accurate, deep and insightful information. We integrate financial and industry data, research and news into tools that help track performance, generate alpha, identify investment ideas, perform valuations and assess credit risk. Investment professionals, government agencies, corporations and universities around the world use this essential intelligence to make business and financial decisions with conviction.

S&P Global Market Intelligence is a division of S&P Global (NYSE: SPGI), the world's foremost provider of credit ratings, benchmarks and analytics in the global capital and commodity markets, offering ESG solutions, deep data and insights on critical business factors. S&P Global has been providing essential intelligence that unlocks opportunity, fosters growth and accelerates progress for more than 160 years. For more information, visit www.spglobal.com/marketintelligence.

CONTACT US

The Americas

+1-877-863-1306

Europe, Middle East & Africa

+44-20-7176-1234

Asia-Pacific

+852-2533-3565

Screenshots are for illustrative purposes only. Coverage as of November 2020.

Copyright © 2021 S&P Global Market Intelligence Inc. All rights reserved. No content, including by framing or similar means, may be reproduced or distributed without the prior written permission of S&P Global Market Intelligence or its affiliates. The content is provided on an "as is" basis.