


API Solutions from S&P Global Market Intelligence

API Solutions from S&P Global Market Intelligence enable you to integrate high-quality data with your systems, portals, and business applications.



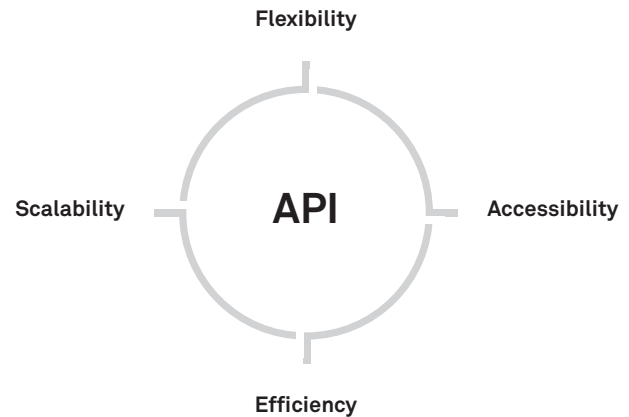
S&P Global

Market Intelligence

Automate your workflow with relevant, actionable, and timely data.

Leverage fast, on-demand access to a wide range of financial data sets.

- Easily implement solutions by leveraging established industry standards.
- Integrate new users and/or applications without having to add resources.
- Tailor data requests outside of desktop applications with bandwidth to handle frequent updates.
- Access a comprehensive range of financial data for help with risk management and investment decisions.



Save time and power your workflow with robust global data and seamless integration.

Generate Custom Files with API Drive

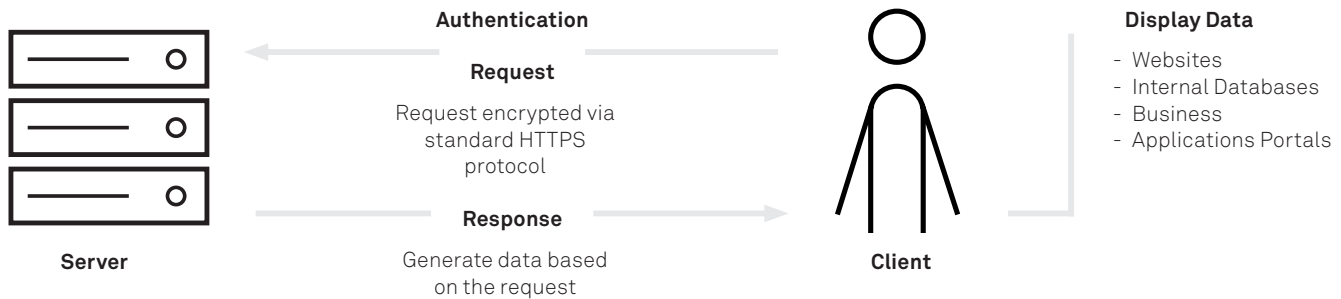
- Take advantage of a shorter development cycle by using API Drive, our FTP-based delivery mechanism.
- Generate custom files with your unique portfolio of company or security identifiers and data metrics using delimited flat files. These flat files can be imported into any application of your choice, including databases.
- Access a comprehensive set of global data—from standardized fundamental data covering 99% of the global market capitalization to S&P Ratings and Research on more than 9,000 global issuers, 600 sovereigns, and 15,000 structured finance transactions.
- Quickly link to constituents, detailed ownership, key developments, transactions, and private equity data for further analysis.

Data sets include:

- Financials
- Estimates
- Ownership, Transactions, and Key Developments
- Professionals and Relationships
- Cross-Reference Services
- Credit Analytics
- Compustat®
- GICS
- RatingsXpress
- CreditStats Direct
- Select Third Party Data*

* May require separate license with vendor.

S&P Global Market Intelligence's API Architecture



Receive Complete Access to Consensus Estimates and Analyst-level Detail

- Analyze measures including EPS, Revenue, Net Income, EBITDA, and EBIT, plus many more.

Power Your Analysis with Ownership, Transactions, and Key Developments Data

- Dive into recent M&A activity, private placements, IPO, and equity/debt offerings.
- Access corporate guidance, earnings announcements, executive changes, transaction announcements, and other market-moving material.
- View holdings and ownership via corporate relationships, filings, and ownership summary.

Track Professionals and Relationships for Your Coverage Universe

- Leverage data on people intelligence to track professionals, company relationships, and ownership.
- View contact detail by the Person ID for easy tracking and integration into your other datasets and models.

Search Across Content Sets with Various Identifiers

- Tap into our extensive global data solution that seamlessly links reference data by company, sector, and instrument, so you can better manage data integration and minimize manual processes.
- Easily link the standardized and proprietary IDs for over six million entities to the primary key, the S&P Capital IQ Company ID.
- Access a deep database of global security identifiers cross-referencing over 37 million instruments.

Monitor Credit Health with Credit Analytics

- Understand a company's credit health with proprietary models and datasets to enhance your analysis.
- Leverage our PD Fundamentals, CreditModel PD Market Signals, Corporate Yield Curves, Credit Health Panel, and Credit Indices datasets to gain deep insight into company credit health.
- Enhance your analysis with deep, historical industry data by tapping into one of the industry's largest databases of current and historical credit ratings with entity and security-level data.
- Take advantage of organized packages defined by your sectors with issuer- and issue-level details with extensive descriptive data for each instrument.

Power Your Quantitative Analysis and Research with Compustat®

- Enhance your analysis with over 60 years of rigorously sourced fundamental and market data standardized for in-depth quantitative analysis.
- Access extensive annual and interim history back to 1979, with extended annual history back to the 1950s.

Link GICS Data for Detailed Industry Research

- Tap into a comprehensive database of security identifiers cross-referencing 37 million instruments recognized globally.
- Minimize the impact on back-office systems and operations, while facilitating cross-border communications with a global securities database that covers equity, fixed income, mutual funds, indexes, and more.

About S&P Global Market Intelligence

S&P Global Market Intelligence integrates financial and industry data, research, and news into tools that help track performance, generate alpha, identify investment ideas, understand competitive and industry dynamics, perform valuation, and assess risk.

CONTACT US

The Americas

+1-877-863-1306

Europe, Middle East & Africa

+44-20-7176-1234

Asia-Pacific

+852-2533-3565

All data as of September 2017. Copyright © 2017 by S&P Global Market Intelligence, a division of S&P Global Inc. All rights reserved. No content, including by framing or similar means, may be reproduced or distributed without the prior written permission of S&P Global Market Intelligence or its affiliates. The content is provided on an "as is" basis.