

Productivity Tools for Microsoft Office



Save time, simplify your workflow, and increase efficiency when producing your company models, presentations, and documents with our Excel plug-in and PresCenter tools.

S&P Global

Market Intelligence

Spend less time gathering data and more time making decisions

Excel Plug-In

The Excel Plug-In helps you streamline your research by making our vast database of information relevant to your needs.

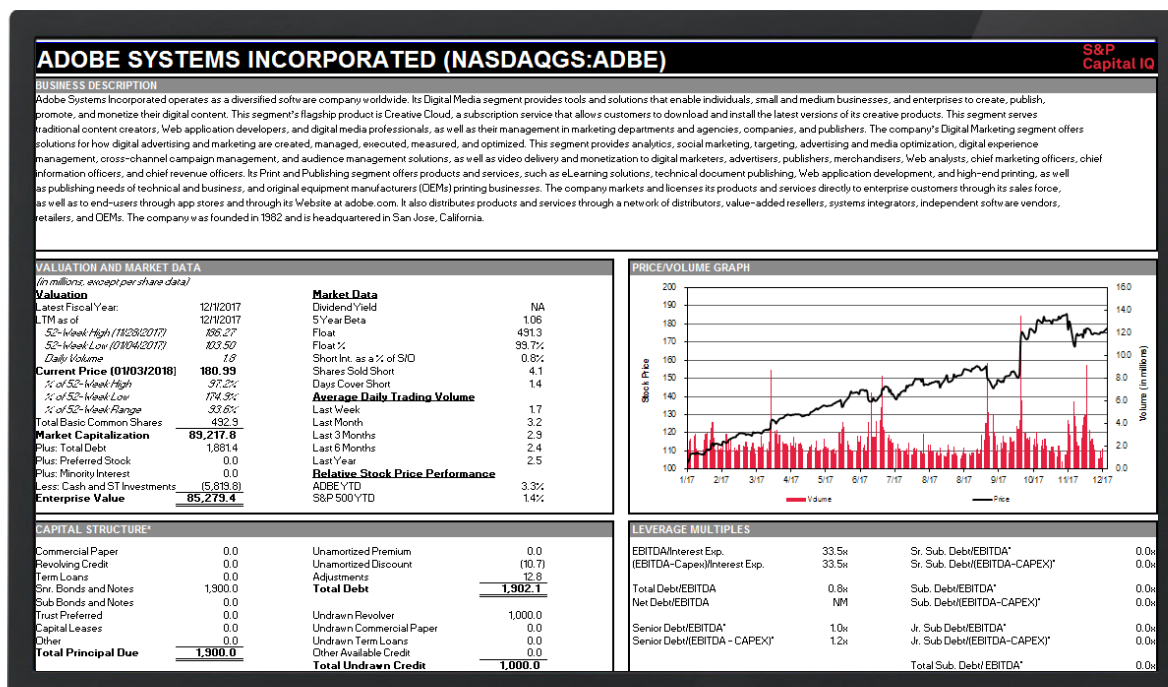
In a matter of clicks, you can access hundreds of pre-built models and update them with real-time financials, qualitative company information, and market data, eliminating time consuming data entry and model adjustments. Screens run on the S&P Capital IQ platform can be accessed in Excel.

Get to the essential analysis faster

- Increase efficiency with user-friendly navigation
- Save and refresh reports with up-to-date data
- Easily compare standardized financials
- View underlying calculations and source documents with click-through functionality

Access key qualitative and quantitative data sets:

- Global Company Financials
- Equity Capital Structure
- Debt Capital Structure
- Estimates
- Transactions
- Ownership
- Supplemental Data
- Macroeconomic Data
- Company-specific and People Data
- News & Key Developments
- Quick Comps & Competitors



PresCenter

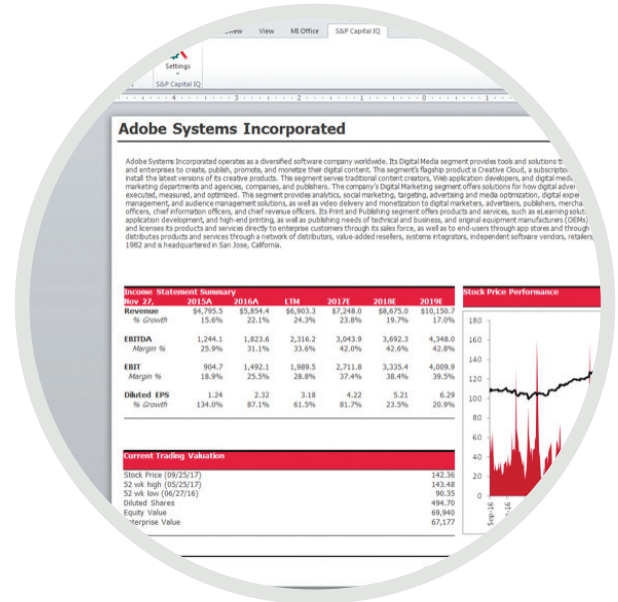
PresCenter allows users to easily create, update, and maintain Excel models, PowerPoint presentations, and Word documents.

Instantly update data across numerous documents with fewer errors

- Seamlessly link charts, tables, pictures, and text from Excel to PowerPoint or Word
- Manage and maintain links to multiple Excel source files and automatically detect new versions through the Links Manager
- Display multiple scenarios from a single Excel model using the PresCenter Scenario Manager

Enjoy fast and dynamic Excel modeling

- Build, format, and navigate Excel models quickly and efficiently with more than 150 Quick Key commands
- Check formulas with the Trace Precedents and Dependents tools
- Customize your keyboard configuration and resolve potential key combination conflicts using the Quick Keys manager



Quickly build and format charts:

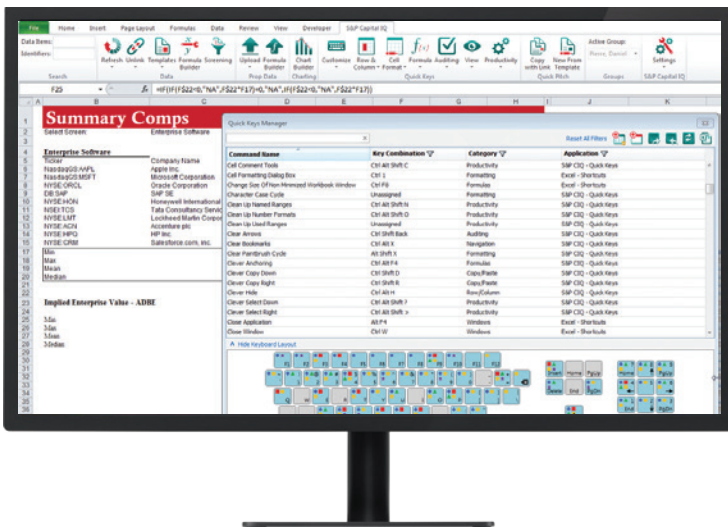
- Create dynamic charts backed with underlying data
- Leverage the power and flexibility of native integration to format charts
- Easily refresh charts to reflect the latest data available

Configure PresCenter tools centrally:

- Enable administrators to manage or edit user groups, quickly modify user subscriptions, and send users notifications
- Configure and instantaneously push Quick Keys and Linking settings to user groups
- Manage administrative changes across multiple configurations with audit history and automatic backups

Get support when you need it

The Application Specialists team offers a broad spectrum of support and services to ensure you can effectively leverage the power of our productivity tools. We will partner with you to fully customize, create, and convert linked files and custom build a suite of Quick Keys in Excel to suit your workflow.



Screenshots are for illustrative purposes only.

About S&P Global Market Intelligence

S&P Global Market Intelligence integrates financial and industry data, research, and news into tools that help track performance, generate alpha, identify investment ideas, understand competitive and industry dynamics, perform valuation, and assess risk.

CONTACT US

The Americas

+1-877-863-1306

Europe, Middle East & Africa

+44-20-7176-1234

Asia-Pacific

+852-2533-3565

Copyright © 2018 by S&P Global Market Intelligence, a division of S&P Global Inc. All rights reserved. No content, including by framing or similar means, may be reproduced or distributed without the prior written permission of S&P Global Market Intelligence or its affiliates. The content is provided on an “as is” basis.