

Aftermarket Research

**Insightful research matters.
More reason to rely on ours.**

Access in-depth research reports from more than 1,700 brokerage, independent, and market research providers around the globe. We combine S&P Capital IQ's strong research platform with knowledgeable insights from Aftermarket Research contributors to create a comprehensive enterprise-wide research solution.

Insightful investment research matters – whether for idea generation, financial analysis, valuation modeling, or conducting risk assessments on companies and sectors globally. Save time and simplify your workflow with Aftermarket Research on the S&P Capital IQ Platform.

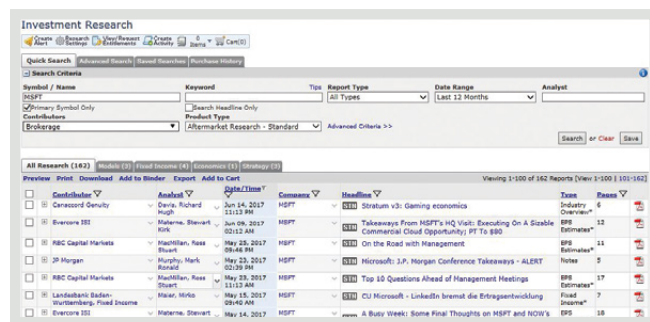
Total Coverage

- S&P Capital IQ provides access to the leading database of aftermarket analyst research with more than 23 million reports available from over 1,700 contributing firms.
- Use our global coverage to gather valuable and unique information on your peers or industry and monitor global industry trends and significant developments.
- Our Standard collection includes research from the top global and regional firms, such as UBS, JP Morgan, Deutsche Bank, Jefferies & Company, RBC Capital Markets, HSBC and Societe Generale.
- Our Pay-Per-View collection allows you to access content from Citigroup, BofA Merrill Lynch, and leading market research firms.

Easily Navigate and Access

MULTIPLE ACCESS POINTS TO RESEARCH

S&P Capital IQ takes an integrated approach to information. You can locate Aftermarket Research from many areas of our fundamental research platform, including the investment research page, markets tab, company tearsheets, and via our auditable detailed estimates. You can also include an investment research widget to your watchlist, dashboard, or incorporate directly in S&P Capital IQ's customized report builder.

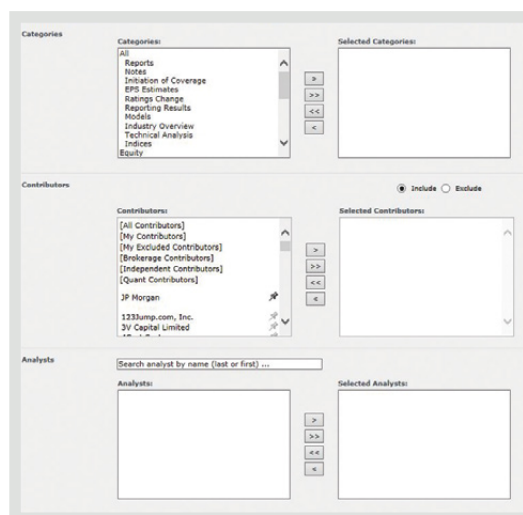


Find the Reports You Need

EXPERIENCE ROBUST SEARCH CAPABILITIES

Search Filters include:

- Ticker(s)/Company Name
- Analyst
- Keywords (including by headline or full text)
- Date Range
- Contributors
- Categories (initiation of Coverage/ Industry Overview)
- Asset Class
- Geography
- Languages
- Primary Symbol
- Page Length



Make Informed Decisions

PREVIEW BEFORE DOWNLOADING

Before you decide to purchase, learn about the report of interest by using the document preview.

IDENTIFY and preview a report of interest by using our precision searching capabilities, such as:

- **RELEVANCY**
Locate relevant reports, ranked according to keyword search relevancy
- **TABLE OF CONTENTS**
View a page-by-page summary of sections and tables in each report
- **DOCUMENT THUMBNAILS**
Preview the contents and layout of a report before downloading
- **KEYWORD IN CONTEXT**
Discover the context for a specific keyword or phrase of interest
- **MULTI PREVIEW OPTION**
Compare and contrast multiple reports using keyword mentions, table of contents and report synopsis

ORGANIZE your downloads by adding documents to a cart and using our batch preview print and download functions

MONITOR the information most important to you by creating saved searches and e-mail alerts

ANALYZE your company's research download activity and allocate expenses with customizable reporting capabilities

Total AMR Contributors

1,700+

AMR Contributor Countries

190+

Number of Documents Collected

23 million+

Microsoft Corporation : Technology and Communications - Company Profile, SWOT & Financial Analysis

Table of Contents

- Page 1
 - Microsoft Corporation
 - Financial Snapshot Operating Performance
 - SWOT Analysis
 - Return on Equity
 - Liquidity Position
- Page 2
 - TABLE OF CONTENTS (Table/Chart)
- Page 4
 - List of Tables (Table/Chart)

Keyword Mentions

Gaming Search Total Mentions gaming (42)

Keyword in Context

P10 2015 Acquisitions/Mergers/Takeovers The company completed acquisition of Incent **Gaming** Inc. 2015 Acquisitions/Mergers/Takeovers The company completed acquisition of

P14 16 acquisitions, including Mojang Synergias AB ("Mojang"), the Swedish video **game** developer of the minecraft **gaming** franchise, and others, to strengthen our cloud platform and invest

P15 markets and holiday season spending by consumers. Our Computing and **Gaming** Hardware segment is particularly seasonal as its products are aimed

P15 demand during the holiday shopping season. Typically, the Computing and **Gaming** Hardware segment has generated approximately 40-50% of its yearly

P16 patent licensing and certain other patent licensing revenue. • Computing and **Gaming** Hardware, comprising: 70% **gaming** and entertainment consoles and accessories, second-party and third-party.

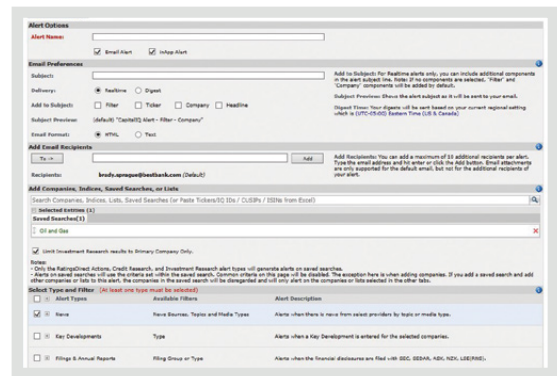
More Information:

Abstract: Synovus ICD Research's "Microsoft Corporation : Technology and Posted: Dec-12-2016 7:00

Keep Up with the Latest Research

EASY TO CUSTOMIZE: SAVE SEARCHES AND RECEIVE ALERTS

- Save your searches for quick retrieval and designate an access level to share with other users within your firm.
- Create a research alert directly from the search criteria, add other important company notifications to the alert and choose the frequency of your alerts. Receive e-mail alerts meeting your criteria.



Complete Usage Transparency

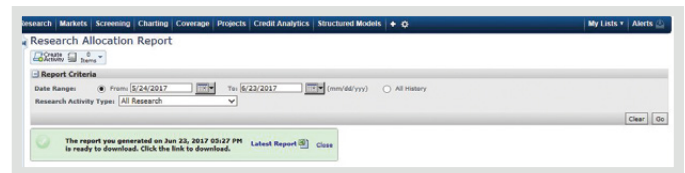
MANAGE YOUR EXPENSES

Monitor your company's purchase and download activity.

Customize expense codes and allocate downloads and purchase of a document to a cost center.

- Set download limits on user or company level.
- Assign users to specific groups or departments.
- Purchase Approval Workflow for PPV documents.

Customize messaging and simplified price display.

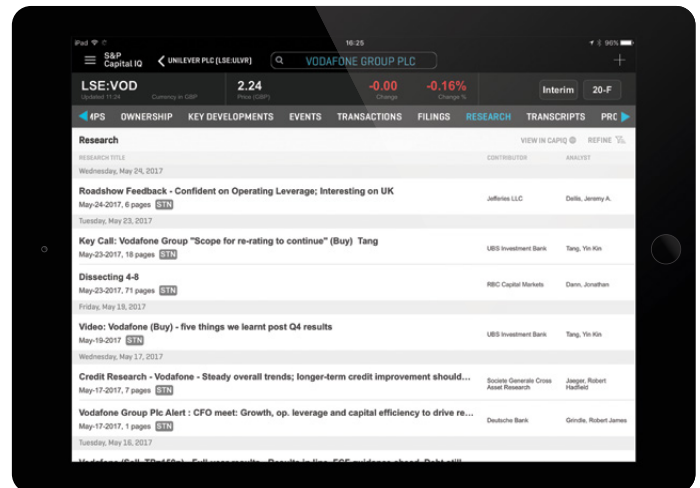


On-the-go Insight with S&P Capital IQ Mobile App

Access the latest research and stay connected to the markets and companies you follow with the enhanced S&P Capital IQ App for iPad. Keep ahead of the competition with on-the-go access to essential data and analytics.

Documents and reports added via the S&P Capital IQ platform sync automatically to the Documents & Reports tab on the S&P Capital IQ App for iPad, and are made available for offline viewing.

Available for iPad and smartphone (Android, BlackBerry, and iPhone)



Industry Recognition. Your Trusted Partner.

We were recognized by Inside Market Data for our comprehensive, sector- and region-specific investment research capabilities.



About S&P Global Market Intelligence

S&P Global Market Intelligence integrates financial and industry data, research, and news into tools that help track performance, generate alpha, identify investment ideas, understand competitive and industry dynamics, perform valuation, and assess risk.

CONTACT US

The Americas

+1-877-863-1306

Europe, Middle East & Africa

+44-20-7176-1234

Asia-Pacific

+852-2533-3565

Copyright © 2017 by S&P Global Market Intelligence, a division of S&P Global Inc. All rights reserved. No content, including by framing or similar means, may be reproduced or distributed without the prior written permission of S&P Global Market Intelligence or its affiliates. The content is provided on an "as is" basis.