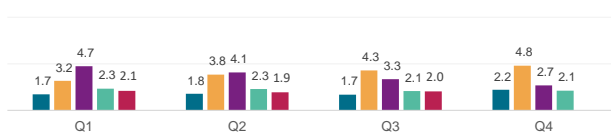


# Securities Lending Returns in iBoxx EUR Corporates Index

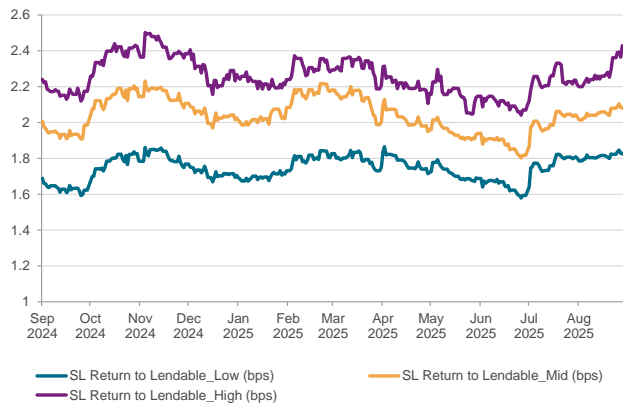
**S&P Global**  
Market Intelligence

iBoxx EUR Corporates Index is designed to reflect the performance of the EUR denominated investment grade corporate debt issued by public or private corporations. The index rules aim to offer a broad coverage of the EUR bond universe, whilst upholding minimum standards of investability and liquidity. Securities Finance provides the securities lending return made from the bonds in the index since 2015 and further provides a break down by fee categories, ratings & years to maturity as well as the level of Utilization in the index constituents. There are currently 3823 bonds on loan out of the 4076 bonds in the index

SL Returns to Lendable (bps) : Quarterly Comparison



SL Returns to Lendable : Sep 24 to Aug 25



Indexed Utilization	2021	2022	2023	2024*	2025*
End of Year Utilization Levels	130.4	153.9	95.0	105.3	127.9
YOY change	45%	18%	-38%	11%	21%

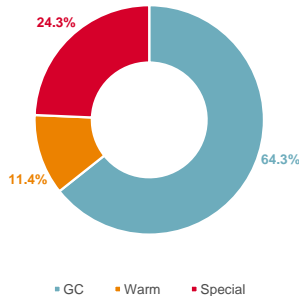
Index base date : 1st Jan 2015

\* As of 31st Aug 2025

Period	SL Return to Lendable_Low (bps)		SL Return to Lendable_Mid (bps)		SL Return to Lendable_High (bps)	
Annualized	2025	2024	2025	2024	2025	2024
Jan	1.7	1.9	2.0	2.2	2.2	2.5
Feb	1.8	2.0	2.2	2.4	2.3	2.8
Mar	1.8	2.0	2.1	2.4	2.3	2.8
Apr	1.8	1.9	2.0	2.3	2.2	2.7
May	1.7	2.0	1.9	2.3	2.2	2.8
Jun	1.6	1.9	1.9	2.3	2.1	2.6
Jul	1.8	1.8	2.0	2.2	2.2	2.5
Aug	1.8	1.8	2.1	2.1	2.3	2.4
Sep	-	1.6	-	1.9	-	2.2
Oct	-	1.8	-	2.1	-	2.4
Nov	-	1.8	-	2.2	-	2.4
Dec	-	1.7	-	2.0	-	2.3
YTD	1.8	1.9	2.0	2.3	2.2	2.6
Full Year	1.8	1.9	2.0	2.2	2.2	2.5
Sep 24 to Aug 25	1.7		2.0		2.3	

## SL Revenue Contribution by Fee Categories

Annual Contribution by Fee Categories: Sep 24 to Aug 25



Period	GC Contribution		Warm Contribution		Special Contribution		Warm Securities		Special Securities	
Month	2025	2024	2025	2024	2025	2024	2025	2024	2025	2024
Jan	62%	51%	10%	27%	28%	22%	186	469	27	85
Feb	66%	55%	11%	27%	23%	18%	162	507	20	85
Mar	67%	56%	12%	25%	21%	18%	147	454	17	76
Apr	68%	57%	10%	26%	22%	17%	145	391	20	64
May	68%	59%	10%	26%	22%	15%	127	375	17	56
Jun	67%	59%	11%	24%	22%	16%	133	353	16	49
Jul	66%	59%	11%	23%	23%	18%	113	327	16	44
Aug	65%	60%	10%	20%	25%	20%	109	291	18	46
Sep	-	61%	-	16%	-	23%	-	302	-	47
Oct	-	60%	-	13%	-	27%	-	287	-	46
Nov	-	61%	-	12%	-	27%	-	256	-	37
Dec	-	60%	-	10%	-	30%	-	224	-	33

## SL Revenue and SL Return to Lendable by Years to Maturity and Ratings for Aug 2025

Ratings	SL Return to Lendable (bps)	SL Revenue Contribution
AAA	0.7	0.3%
AA	1.1	3.8%
A	1.3	26.2%
BBB	2.9	69.7%

Years to Maturity	SL Return to Lendable (bps)	SL Revenue Contribution
3 Years and Less	1.2	17.7%
Between 3 and 5 Years	3.0	38.2%
Between 5 and 7 Years	2.2	21.3%
7 Years and more	2.0	22.7%

### Notes

SL Return to Lendable\_Low

Returns from securities lending relative to lendable value from all the lender funds who are part of the Securities Finance group. Finance trades are removed from our calculation

SL Return to Lendable\_Mid

Returns from securities lending relative to lendable value from only those lender funds with active loans in respective market areas that are part of the index. Funds are classified as active on a daily basis for individual market areas. Finance trades are removed from our calculation. This metric is used in the report unless stated otherwise

SL Return to Lendable\_High

Returns from securities lending relative to lendable value from only those lender funds with the highest loan value that represent 80% of the cumulative loan value in respective market areas that are part of the index. Funds are classified on a daily basis for individual market areas within the index. Finance trades are removed from our calculation

Indexed Utilization

Indexed Utilization tracks the daily change in lender loan value relative to lendable value calculated for the iBoxx index with an index base date of 1st Jan 2015 where the index is set to a base value of 100

Fee Classification

Securities with value weighted average securities lending fee of <= 35 bps are classified as GC, > 35 bps & <= 150 bps are classified as Warm and > 150 bps are classified as Special. This fee classification is done on a daily basis