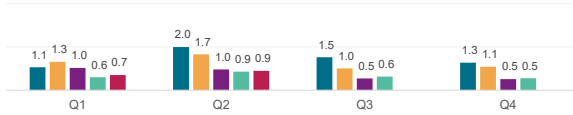


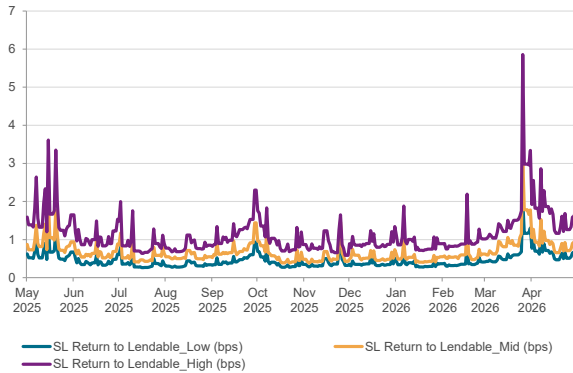
Securities Lending Returns in MSCI World

The MSCI World index is a broad global equity index that represents large and mid-cap equity performance across 23 developed markets countries. It covers approximately 85% of the free float-adjusted market capitalization in each country and MSCI world index does not offer exposure to emerging markets. Securities Finance provides the securities lending return made from securities in the index since 2015 and further provides a break down by fee categories, top sectors & countries as well as the level of short interest in the index constituents. There are currently 1311 securities in the index and 1306 of them are currently on loan.

SL Returns to Lendable (bps) : Quarterly Comparison



SL Returns to Lendable : May 25 to Apr 26



Indexed Short Interest

	2022	2023	2024	2025	2026*
End of Year Levels	102.5	75.0	61.9	64.9	72.5
YOY change	32%	-27%	-17%	5%	12%

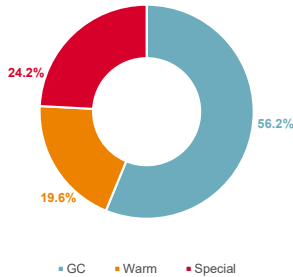
Index base date : 1st Jan 2015

* as of 30th Apr 2026

Period	SL Return to Lendable_Low (bps)		SL Return to Lendable_Mid (bps)		SL Return to Lendable_High (bps)	
	2026	2025	2026	2025	2026	2025
Annualized						
Jan	0.4	0.3	0.5	0.4	0.9	0.8
Feb	0.4	0.3	0.6	0.5	0.9	0.8
Mar	0.7	0.6	1.0	0.9	1.7	1.6
Apr	0.7	0.7	0.9	1.0	1.6	1.7
May	-	0.7	-	1.0	-	1.7
Jun	-	0.4	-	0.6	-	1.0
Jul	-	0.4	-	0.6	-	0.9
Aug	-	0.3	-	0.6	-	0.8
Sep	-	0.5	-	0.8	-	1.2
Oct	-	0.4	-	0.6	-	1.0
Nov	-	0.4	-	0.5	-	0.8
Dec	-	0.4	-	0.5	-	0.9
YTD	0.5	0.5	0.8	0.7	1.3	1.2
Full Year	0.5	0.4	0.8	0.7	1.3	1.1
May 25 to Apr 26	0.5		0.7		1.1	

SL Revenue Contribution by Fee Categories

Annual Contribution by Fee Categories: May 25 to Apr 26



Period	GC Contribution		Warm Contribution		Special Contribution		Warm Securities		Special Securities	
	2026	2025	2026	2025	2026	2025	2026	2025	2026	2025
Month										
Jan	71%	69%	11%	13%	19%	18%	26	30	5	5
Feb	76%	71%	10%	11%	14%	18%	29	38	4	4
Mar	45%	40%	30%	32%	26%	28%	100	104	8	9
Apr	46%	39%	24%	21%	30%	40%	99	91	17	16
May	-	39%	-	17%	-	44%	-	77	-	20
Jun	-	58%	-	18%	-	24%	-	58	-	10
Jul	-	64%	-	12%	-	24%	-	33	-	7
Aug	-	74%	-	11%	-	15%	-	30	-	5
Sep	-	49%	-	36%	-	15%	-	86	-	5
Oct	-	57%	-	21%	-	22%	-	61	-	9
Nov	-	61%	-	14%	-	25%	-	32	-	7
Dec	-	67%	-	15%	-	18%	-	32	-	6

Top Sectors & Countries by SL Revenue and SL Return to Lendable for Apr 2026

Top 3 Sectors by SL Return to Lendable	SL Return to Lendable (bps)	SL Revenue Contribution
Commercial & Professional Services	3.9	5.0%
Real Estate Management & Development	2.6	0.9%
Banks	2.5	16.6%

Top 3 Sectors by SL Revenue	SL Revenue Contribution
Banks	16.6%
Capital Goods	15.3%
Insurance	6.7%

Top 3 Countries by SL Return to Lendable	SL Return to Lendable (bps)	SL Revenue Contribution
Austria	31.7	1.2%
Sweden	18.0	13.1%
Finland	12.8	1.8%

Top 3 Countries by SL Revenue	SL Revenue Contribution
USA	22.8%
Japan	16.6%
Sweden	13.1%

Notes

- SL Return to Lendable_Low: Returns from securities lending relative to lendable value from all the lender funds who are part of the Securities Finance group
- SL Return to Lendable_Mid: Returns from securities lending relative to lendable value from only those lender funds with active loans in respective market areas that are part of the index. Funds are classified as active on a daily basis for individual market areas. This metric is used in the report unless stated otherwise
- SL Return to Lendable_High: Returns from securities lending relative to lendable value from only those lender funds with the highest loan value that represent 80% of the cumulative loan value in respective market areas that are part of the index. Funds are classified on a daily basis for individual market areas within the index.
- Indexed Short Interest: Indexed Short Interest tracks the daily change in short interest relative to market capitalization calculated for the MSCI index with an index base date of 1st Jan 2015 where the index is set to a base value of 100
- Fee Classification: Securities with value weighted average securities lending fee of <= 35 bps are classified as GC, > 35 bps & <= 150 bps are classified as Warm and > 150 bps are classified as Special. This fee classification is done on a daily basis