

Platts Analytics

Platts Global Petrochemicals Analytics Service



Platts Global Petrochemicals Analytics Service delivers short- and long-term data-driven analysis for the global polyolefins and aromatics markets. Insights, news and forecasts provide regional and global views of current and upcoming market movements.

Platts®

S&P Global
Energy

Platts Global Petrochemicals Analytics Service

Global commodity trading markets are finding their way through unforeseen market events and keeping up-to-date on rapid changes across the value chain is increasingly challenging.

Whether you're interested in gaining clarity into short-term market changes or need analysis to educate your longer-term strategic decisions, access to comprehensive and integrated fundamental data is critical to making trading and investment decisions with confidence.

Platts Global Petrochemical Analytics Service includes a range of reports that help identify future market movements, so you can understand where opportunities and risks lie and better manage your resources and profitability.

We believe it's important to have comprehensive historical data, which is analyzed by our team of global experts, in order to provide the forecasts in which the data tells the story.

With changing market conditions, its essential to stay informed

- See an integrated value-chain, monthly and quarterly price forecast for energy, feedstocks, olefins, polyolefins and aromatics
- Gain insights into global polyolefin and aromatics markets, including the full petrochemical supply chain
- Access comprehensive supply-and-demand data, which influences feedstock and petrochemical price movements and their future shifts
- Understand key factors and market events with detailed data sets that integrate into your data
- Develop actionable insights into how changing trade flows and emerging chemicals markets will evolve

Key Features of Platts Global Petrochemicals Analytics Service

Methodology

Transparent, bottom-up analysis produces an objective view of market trends by removing subjectivity and confirmation bias

Data

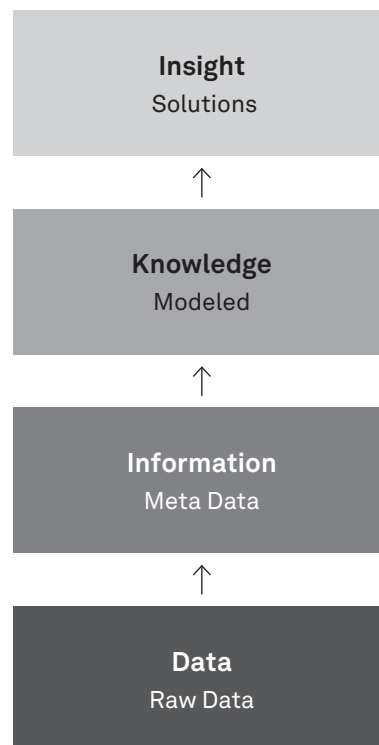
Hundreds of thousands of raw data points are aggregated and modeled to create insights and isolate trends

Expertise

Access to the S&P Global Energy Platts team of analysts

Service deliverables

Short term and long term reports include a PDF summary of the forecasts and Excel file containing all supply, demand and trade data





Empowering Business with Platts Global Petrochemicals Analytics Service

Our insights help you make decisions in the short and long term.

Traders

Make informed trading decisions with access to historical and seasonal trade flows in various regions. Anticipate future trends by analyzing the impact of plant outages.

Procurement and Marketers

Formulate successful strategies by leveraging our production, demand and price forecasts, which help anticipate potential peaks and troughs in purchasing cycles. Our trade-flow data helps you identify new sourcing and distributing opportunities in global markets.

Analysts

Create your own models leveraging our view of the market. Our tools and independent, reliable data help inform your projections.

Strategic Planners

Define growth strategies and evaluate market opportunities such as joint ventures, long-term trade agreements and plant investments using our analytics. Our long-term outlooks provide you with the foundation for successful strategic planning decisions.

A closer look at Platts Global Petrochemicals Analytics Service

Gain a holistic view of current market conditions with tools that tie our olefins, polymers and aromatics insights together.

GLOBAL ETHYLENE & DERIVATIVES WEEKLY HEAT MAP

	GLOBAL VAM	GLOBAL PVC	GLOBAL EDC	Global Methanol	GLOBAL LLDPE	GLOBAL MEG	GLOBAL LDPE	GLOBAL HDPE	GLOBAL ETHYLENE	US ETHYLENE	ETHYLENE BASKET
23-Sep-20	20	19	16	15	11	10	7	5	4	2	109
16-Sep-20	20	20	16	20	12	10	8	9	8	0	123
9-Sep-20	20	20	16	16	11	13	9	8	6	4	123
2-Sep-20	16	20	16	13	8	14	9	8	1	5	110
26-Aug-20	10	17	16	9	3	15	6	4	-6	3	77
19-Aug-20	12	20	16	10	4	15	8	4	-12	3	80
12-Aug-20	17	19	16	17	4	15	7	5	-10	3	95
5-Aug-20	20	19	16	17	7	15	13	12	-6	1	114
29-Jul-20	20	19	16	20	9	13	12	14	1	2	126
22-Jul-20	18	20	16	20	15	8	14	16	-3	2	126
15-Jul-20	16	19	16	17	14	0	14	16	-3	4	113
8-Jul-20	10	20	16	15	14	-1	12	16	8	5	115

Weekly Global Heat Maps

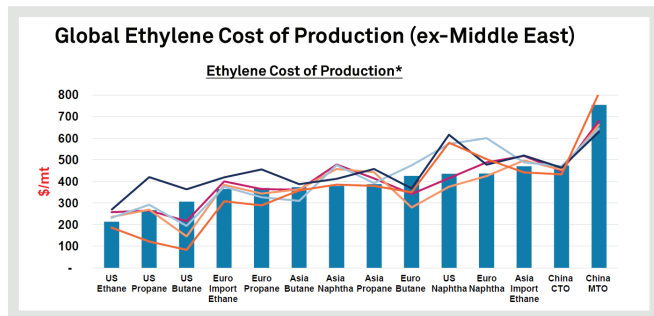
Focused on short term price directions. Available for ethylene and derivatives, propylene and derivatives and aromatics value-chain

ASIA ETHYLENE CRACKER MARGINS

	OUTLOOK	RECENT TREND HIGHLIGHTS
REGIONAL NAPHTHA-PROPANE SPREADS	➔	• Asian naphtha-propane spreads are increasing, currently at minus \$50/mt. Propane prices were supported by residential demand and held up better than naphtha amid drops in the global gasoline complex. Propane strength is fading away in May and the spread should increase as gasoline demand returns and supports naphtha.
ASIAN NAPHTHA CRACKER MARGINS	➔	• Asian naphtha cracker margins are setting five year seasonal lows and are now at \$180/mt amid record low ethylene prices. Sideways movement expected short term.
ASIAN LPG CRACKER MARGINS	➔	• Asian LPG cracker margins propane and butane feedstock margins have increased to \$20/mt and \$110/mt respectively. These improved LPG margins are still well below the five year lows. Spot ethylene is at record lows and LPG prices have been seasonally strong.
ASIAN CTO AND MTO MARGINS	➔	• Asian CTO and MTO margins have increased to \$100/mt and minus \$110/mt respectively. The margins for CTO units are way below the five year range of \$575/mt. Record low ethylene prices are the main driver for these margins.

Bi-Monthly Regional Petrochemicals Scorecard

Focused on spreads and margins see outlooks and trends highlights that supplements our fundamental analysis and global model output



Weekly Global Petrochemical Dashboard

Includes over 100 seasonal graphs which supplements our fundamental analysis and global model output

Access informative features

Supply and demand balance by country

A snapshot of what market participants are pricing into the petrochemicals markets, enabling you to focus on current trends, short term quantitative analysis and price direction, in addition to the longer term fundamental outlook.



Gain excel files of all supply, demand and trade data

What's covered?

- Supply and demand balance by country
- GDP forecasts by country
- Trade data
- Plant outages
- Operating rates
- Cost of production
- Margin and price forecasts



All short-term and long-term outlooks are available online via Platts Dimensions and Platts Platform

Global Olefins and Polymers Outlook

All short-term and long-term outlooks are available online via Platts Dimensions and Platts Platform.

Analytical Reports for Olefins

A quarterly long-term 10-year analysis examining key insights in polyolefins markets with monthly short-term updates. This report tracks crucial data and developments that influence prices.

Ethylene Forecast

- Ethylene feedstock price forecasts
- Global ethylene and derivatives price forecasts
- Supply and demand fundamentals forecasts
- Cost curves in Asia, Europe and the US
- Production summary for Asia, Europe and the US
- Outages detailing dates and impacts

Propylene Forecast

- Global propylene and derivatives price forecasts
- Supply and demand fundamentals forecasts
- Forecast of propylene demand by derivative
- Global propylene cash-cost analysis by region

Polyethylene Forecast

- Regional price forecasts for HDPE, LDPE, LLDPE and US Domestic PE
- Polyethylene per capita demand forecasts
- Deep analysis on emerging market trends
- Regional supply and demand overviews for North America, Europe, Middle East and Asia Pacific

Polypropylene Forecast

- Global polypropylene price forecasts
- Polypropylene per capita demand forecast analysis
- Regional supply and demand overviews for North America, Europe, Middle East, Asia Pacific and China



Platts Asia Aromatics Outlook

Analytical Reports for Aromatics

A monthly analysis examining detailed forecasts up to two years through the end of the next calendar year for key aromatics markets in China, South Korea, Japan, Taiwan and India. This report and data sheet tracks critical market events and trends, including changes in monthly prices, supply, demand and trade flows. Our supply-and-demand history dates back to 2015.

Aromatics Analyzed


- Naphtha
- Benzene
- Paraxylene
- Toluene
- Mixed Xylenes
- Styrene
- PTA, PET, Polyester

Key Market Indicator Updates

- Asian aromatics crack spread vs. Dubai Crude
- Asian aromatics margins
- Asian aromatics Naphtha spreads
- Asian on-purpose aromatics margins
- Singapore Gasoline Blend values
- Downstream aromatics spreads
- Commercial stocks
- Key downstream demand indicators for the Chinese PET and Polyester industry

Platts Asia Naphtha Outlook

This monthly report and accompanying data file deliver detailed supply and demand outlooks regarding naphtha in major Asian markets; Japan, Korea, Taiwan, China and India. The report also includes insights on trade flows between Northwest Europe and Asia and a discussion on current reforming and aromatics margins. With the data file you will have access to key naphtha, refined product and petrochemicals prices.



Subscribe to S&P Global Energy Platts Analytics and access a myriad of customer-only benefits



Access to analysts

Our customers get access to our deep and talented team of analysts. They are there to help with your most important issues, providing essential insights at the critical moments, enabling you to act with confidence.



Dedicated market analysis

We share free insights every day, but only our customers can access our comprehensive, thought-provoking special reports.



Customer only newsletter

Access the latest cross-commodity analytical content from our global team of analysts, published monthly in our Platts Analytics Customer Newsletter.



Integrated analysis

We ensure our analysis is integrated across commodities to give our customers the most connected commodity views using the most comprehensive data sets available.



Customer only events

Don't miss out on our exclusive customer event series which takes place in London, Houston and Singapore.



Valuable product portals

Our customers benefit from intuitive [online] product portals, where they can quickly access exclusive services and free trial offers.

About S&P Global Energy

At S&P Global Energy, our comprehensive view of global energy and commodities markets enables our customers to make superior decisions and create long-term, sustainable value.

We bring clarity to the kinetic through our four core capabilities: Platts for news and benchmarks; CERA for research and advisory; Horizons for energy expansion and sustainability solutions; and Events for industry collaboration. Together, these resources empower those who power the world.

S&P Global Energy is a division of S&P Global (NYSE: SPGI). S&P Global is the world's foremost provider of credit ratings, benchmarks, analytics, and workflow solutions in the global capital, commodity, and automotive markets. Through our diverse offerings, we assist many of the world's leading organizations in navigating the economic landscape, empowering them to plan for tomorrow, today.

For more information, visit www.spglobal.com/energy.

OFFICE LOCATIONS

spglobal.com/offices

CALL US

Asia-Pacific

+65-6530-6430

EMEA

+44(0)20-7176-6111

North America

+1-800-752-8878

Please contact your S&P Global sales representative or support.energy@spglobal.com

Copyright © 2026 by S&P Global Inc. All rights reserved.

S&P Global, the S&P Global logo, S&P Global Energy, and Platts are trademarks of S&P Global Inc. Permission for any commercial use of these trademarks must be obtained in writing from S&P Global Inc.

spglobal.com/energy