

Green Evaluation

BIF III Holtwood LLC's
\$350 Million Senior Secured Notes

Transaction Overview

BIF III Holtwood LLC (the portfolio) is planning to issue US\$350 million of senior secured notes in February 2018. A majority of the proceeds (90% of funds raised) of the offering will be used to refinance existing indebtedness for the portfolio of two hydroelectric facilities (Holtwood and Wallenpaupack) located in Pennsylvania with a combined installed capacity of 296 MW. We expect the remaining proceeds will fund capital expenditure, acquisitions, and development activities at a number of renewable projects within Brookfield Infrastructure Fund III (BIF III). The notes are expected to have a 15-year bullet maturity in 2033.

Entity: BIF III Holtwood LLC
Subsector: Renewable Electricity
Location (HQ): U.S.
Financing value: US\$ 350 million
Amount evaluated: 100%
Evaluation date: Feb. 12, 2018
Contact: Michael Ferguson
 1-212-438-7670
 michael.ferguson@spglobal.com

Green Evaluation Overview

Transaction's Transparency

- Use of proceeds reporting
- Reporting comprehensiveness

83

Transaction's Governance

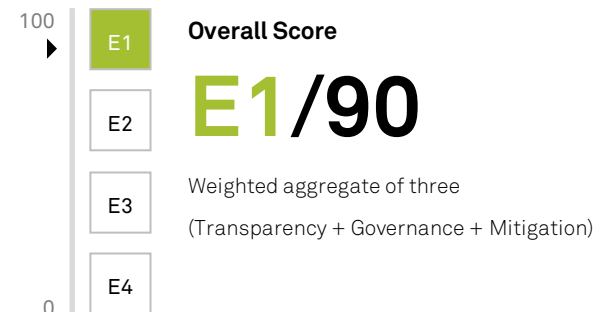
- Management of proceeds
- Impact assessment structure

83

Mitigation

Sector	→ Net Benefit Ranking	→ Hierarchy Adjustments	
Green energy	Supplying the grid with low-carbon electricity	Carbon	95

Adaptation **NA**



Project Description

90% of the funds raised will be used to refinance existing debt in the portfolio, which consists of two hydroelectric facilities: Holtwood, a 252 MW facility with 14 generating units, and Wallenpaupack, a 44 MW facility with two generating units, both located in Pennsylvania. The portfolio has a forecast long-term average (LTA) generation of 1,109 GWh per year with a weighted average portfolio capacity factor of 43%.

The remaining proceeds will be distributed to BIF III for capital expenditures on renewable assets. BIF III primarily holds wind, solar, and hydro renewable assets in the U.S., Colombia, and the U.K.. We have assumed that the proceeds will largely mirror the asset composition within BIF III, thus we have allocated the remaining proceeds to large hydro, wind, and solar assets in proportion and geography to that within BIF III.

Scoring Summary

This transaction received the strongest Green Evaluation score – E1 on our scale of E1 (highest) to E4 (lowest). The score reflects the excellent Mitigation score of 95, which largely reflects that the entirety of the proceeds is associated with renewable electricity generation – with over US\$ 320 million going to large hydro.

The E1 score also reflects the strong Transparency and Governance scores of 83 and 83, respectively. The Transparency score largely reflects the transaction's intended reporting with respect to the proceeds of the issuance, as project documents require. The Governance score reflects the commitment to renewable generation and environmental stewardship, as well as the pure play nature of the entity.

Rationale

- The excellent Mitigation score is supported by a focus on renewable energy contributing to systemic decarbonization and located in areas of moderate carbon intensity. Over 90% of the proceeds will be used to refinance existing debt for green energy (large hydroelectric facilities) located in Pennsylvania. The remaining funds less financing fees will be distributed to BIF III and will also be allocated to green energy projects.
- The robust Transparency score reflects the intention of Brookfield Renewable to report on annual greenhouse gas (GHG) emissions reduced or avoided for the overall portfolio, as well as for the capital expenditures for renewable projects in BIF III.
- The strong Governance score reflects the certainty of the uses of funds which support Brookfield Renewable's strategic commitment to renewable power and the intention of the company to track the proceeds via annual financial reporting; this is partially based on its project finance structure.

Key Strengths And Weaknesses

Proceeds of the debt offering will be used to partly refinance existing debt in the portfolio. A key strength is that 90% of the debt offering will go to large hydro assets (Holtwood and Wallenpaupack) with a net benefit ranking of 86 in Pennsylvania. We expect the remaining proceeds will be used to offset capital expenditures within BIF III (various renewable assets in Colombia, the U.S., and the U.K.).

Hydroelectric power generation assets tend to achieve higher net benefit rankings when compared to other renewable peers such as wind and solar assets due to higher capacity factors and longer asset lives (therefore displacing more carbon).

Large hydro assets located in tropical areas such as Colombia score lower on our environmental impact scale given significant environmental hazards. In this transaction, only a small proportion of the funds will be allocated to this asset type, so the impact on the final score is not material to the final E1 outcome.

Further supporting the excellent Mitigation score is the allocation of all proceeds to green energy projects, which are at the top of our carbon hierarchy because they contribute to the systemic decarbonization of the economy.

The transaction's Governance score of 83 reflects a strong commitment to monitoring environmental impacts but is modestly weakened by the lack of separate subaccounts for tracking the proceeds. Furthermore, environmental impact assessments reported on by Brookfield Renewable will not take into account the full life cycle of the projects.

We believe Brookfield Renewable demonstrates a commitment to environmental governance as evidenced by the company's core strategy: the ownership and development of renewable power with a strong commitment to efficient, sustainable, and responsible use of natural resources with policies intended to consider the socioeconomic and environmental expectations of a broad range of stakeholders.

Furthermore, Brookfield Renewable owns 54 hydroelectric facilities across the U.S., (including Holtwood and Wallenpaupack) that have attained certification by the Low Impact Hydropower Institute (LIHI). The LIHI provides certification to hydropower projects that have eliminated or reduced their environmental impact as defined by LIHI's criteria. This certification provides a methodology to calculate the portfolio's expected environmental impacts.

Brookfield Renewable intends to track the amount of GHG emissions avoided on an annual basis. The company has also indicated its intention to report on annual GHG emissions avoided at the aggregate portfolio level, which we view as positive for Transparency.

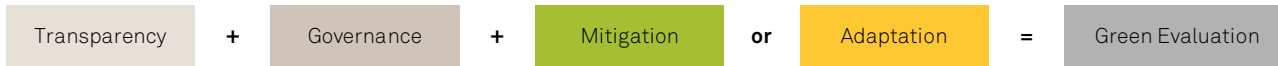
We apply the local baseline carbon intensity of the various regions and blend them accordingly. The blending approach tracks the proportion of spending in various geographies and weights each proportionally.

Sector level scores

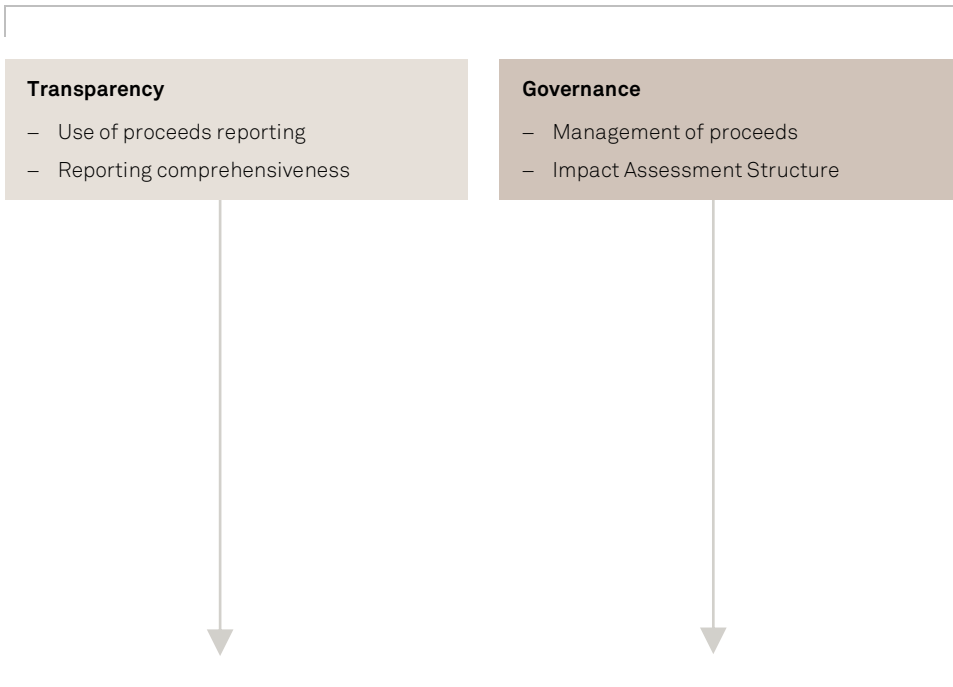
Sector	Location	Technology	Use of Proceeds (US\$ Mil.)	Use of Proceeds treatment	Net Benefit Ranking
Green Energy	Pennsylvania, U.S.	Large hydro	318.37	Actual	86
Green Energy	Colombia	Large hydro in a tropical area	7.56	Estimated	65
Green Energy	U.S.	Onshore wind	6.7	Estimated	60
Green Energy	U.S.	Solar	4.71	Estimated	40
Green Energy	U.K.	Large hydro	4.48	Estimated	67
Green Energy	Brazil	Onshore wind	2.63	Estimated	31
Green Energy	India	Solar	1.72	Estimated	58
Green Energy	Global	Solar	1.68	Estimated	39
Green Energy	China	Onshore wind	1.27	Estimated	69
Green Energy	India	Onshore wind	0.88	Estimated	69
			350.00		

Our Green Evaluation Approach

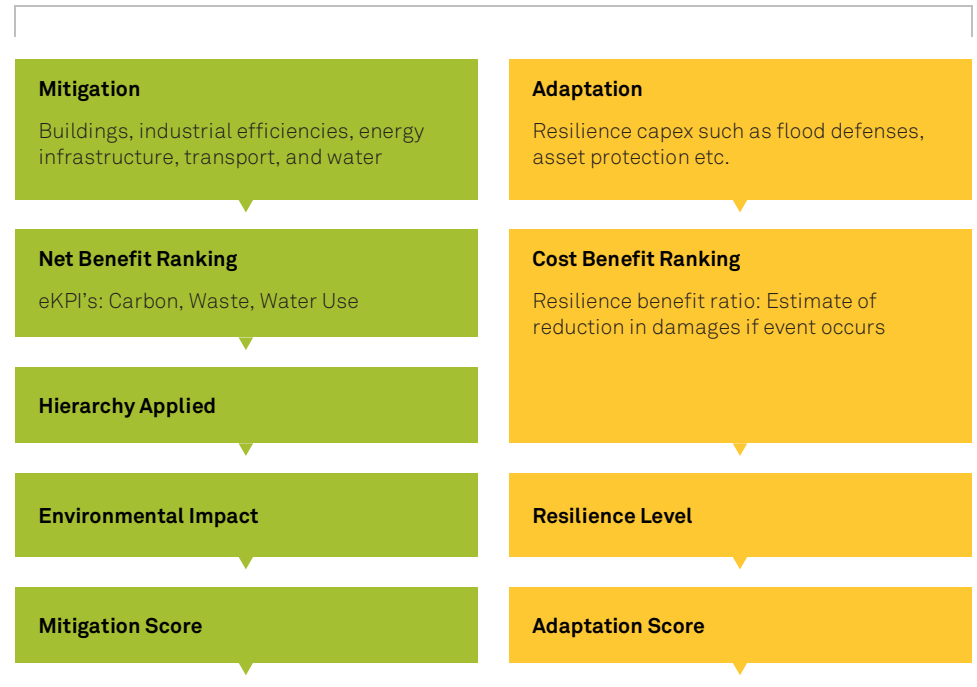
Weighted aggregate of three:



Common approach used amongst opinion providers



Unique to S&P Global Ratings



eKPI - Environmental Key Performance Indicator

Standard & Poor's Financial Services LLC or its affiliates (collectively, S&P) receives compensation for the provision of the Green Evaluation product (Product). S&P may also receive compensation for rating the transactions covered by the Product or for rating the issuer of the transactions covered by the Product. The purchaser of the Product may be the issuer or a third party.

The Product is not a credit rating. The Product does not consider state or imply the likelihood of completion of any projects covered by a given financing, or the completion of a proposed financing. The Product provides a relative ranking evaluation of the estimated environmental benefit of a given financing. The Product is a point in time assessment reflecting the information available at the time that the Product was created and published. The Product is not a research report and is not intended as such.

S&P's credit ratings, opinions, analyses, rating acknowledgment decisions, any views reflected in the Product and the output of the Product are not investment advice, recommendations regarding credit decisions, recommendations to purchase, hold, or sell any securities or to make any investment decisions, an offer to buy or sell or the solicitation of an offer to buy or sell any security, endorsements of the suitability of any security, endorsements of the accuracy of any data or conclusions provided in the Product, or independent verification of any information relied upon in the credit rating process. The Product and any associated presentations do not take into account any user's financial objectives, financial situation, needs or means, and should not be relied upon by users for making any investment decisions. The output of the Product is not a substitute for a user's independent judgment and expertise. The output of the Product is not professional financial, tax or legal advice, and users should obtain independent, professional advice as it is determined necessary by users.

While S&P has obtained information from sources it believes to be reliable, S&P does not perform an audit and undertakes no duty of due diligence or independent verification of any information it receives.

S&P and any third-party providers, as well as their directors, officers, shareholders, employees or agents (collectively S&P Parties) do not guarantee the accuracy, completeness, timeliness or availability of the Product. S&P Parties are not responsible for any errors or omissions (negligent or otherwise), regardless of the cause, for reliance of use of information in the Product, or for the security or maintenance of any information transmitted via the Internet, or for the accuracy of the information in the Product. The Product is provided on an "AS IS" basis. S&P PARTIES MAKE NO REPRESENTATION OR WARRANTY, EXPRESS OR IMPLIED, INCLUDED BUT NOT LIMITED TO, THE ACCURACY, RESULTS, TIMELINESS, COMPLETENESS, MERCHANTABILITY OR FITNESS FOR ANY PARTICULAR PURPOSE WITH RESPECT TO THE PRODUCT, OR FOR THE SECURITY OF THE WEBSITE FROM WHICH THE PRODUCT IS ACCESSED. S&P Parties have no responsibility to maintain or update the Product or to supply any corrections, updates or releases in connection therewith. S&P Parties have no liability for the accuracy, timeliness, reliability, performance, continued availability, completeness or delays, omissions, or interruptions in the delivery of the Product.

To the extent permitted by law, in no event shall the S&P Parties be liable to any party for any direct, indirect, incidental, exemplary, compensatory, punitive, special or consequential damages, costs, expenses, legal fees, or losses (including, without limitation, lost income or lost profits and opportunity costs or losses caused by negligence, loss of data, cost of substitute materials, cost of capital, or claims of any third party) in connection with any use of the Product even if advised of the possibility of such damages.

S&P maintains a separation between commercial and analytic activities. S&P keeps certain activities of its business units separate from each other in order to preserve the independence and objectivity of their respective activities. As a result, certain business units of S&P may have information that is not available to other S&P business units. S&P has established policies and procedures to maintain the confidentiality of certain nonpublic information received in connection with each analytical process.

Copyright 2018 © by Standard & Poor's Financial Services LLC. All rights reserved.

[spglobal.com/ratings](https://www.spglobal.com/ratings)